



**MOBİLYA - MİMARİ DEKORASYON
PROFİLLERİ VE AKSESUARLARI**

2024

Alüminyum ve Metalurji konularında 35 yıllık tecrübeli ekip tarafından 2009 yılında kurulan YAĞCIOĐLU ALÜMİNYUM - METALURJİ - AKSESUAR kısa sürede kuruluşunu tamamlayarak, yüksek kalite ve iyi hizmet anlayışıyla sizlere hizmet ederek büyümesini devam ettirmektedir.

Kurulduğu andan itibaren sektöründe öncü olmayı hedeflemiş, kaliteyi ve müşteri memnuniyetini ön planda tutan şirketimiz, dünyada ve ülkemizde meydana gelen yenilikleri takip ederek, sizlerle paylaşmayı gaye edinmiştir.

Faaliyetlerimizde yeniliđi, hizmeti, güvenilirliđi, kazanmayı ve paylaşmayı ilke edinerek, sizlere hizmet etmekten kıvanç duyarız.

GÖREVİMİZ ; Metal dekorasyon sistemleri konularında uzman kadromuzla birlikte oluşturduğumuz bilgi ve deneyimlerimizi, gelişen teknoloji ile birleştirerek müşterilerimizle paylaşmak, ihtiyaç ve beklentilerini kalite ve yeniliklerle buluşturmak, üretimlerini kolaylaştırmak, ürünlerine estetik ve maddi değeri katmaktır.

AMACIMIZ ; Temel kalite politikalarımız çerçevesinde oluşturduğumuz Yönetim , Üretim ve Tedarik stratejilerimiz ışığında ürettiğimiz ve satışını yaptığımız ürünlerimizle , ileri ve saygın bir kuruluş olarak ; Yurtiçi ve yurtdışı pazarlarda bir numara , sektöründe kalıcı olmaktır.

DEĐERLERİMİZ ; YAĞCIOĐLU olarak biz bir aileyiz . Ailemizin her bir ferdi , aşağıdaki değerlerimizi çok iyi bilir , sahip çıkar , örnek olur ve değerlerimize sahip çıktığını takip eder.

- Varlığımızı sürdürebilmek için müşterilerimizi sürekli mutlu etmemiz , çözüm ortađı olmamız gerekir .
- Kaliteden asla ödün vermeyiz .
- Taahhütlerimizi mutlaka yerine getiririz , işimizi bilerek yaparız ve yaptığımız işe güveniriz .
- Müşteri isteklerine odaklanıriz .
- Ürettiğimiz ve tedarikliğini yaptığımız ürünlerle dış pazarda ülkemizi temsil ettiğimizi unutmayız .
- Çalışanlar olarak şirketimizin hedeflerine odaklanıriz . Başarının hep birlikte geleceğini ve herkese ait olduğunu biliriz .Hedefe ulaşmak için özverili olarak , dayanışma içinde ve takım ruhu ile çalışırız .
- Tüm faaliyetlerimizde maliyet , kalite ve çevre bilincini en üst düzeyde tutarız .

Size özel profil - profil sistemleri tasarımı ve üretimi yapılır

YAGCIOGLU ALUMINUM - METALLURGY - ACCESSORIES, founded by a team of 35 years experienced in aluminum and metallurgy, has completed its establishment in 2009 and started to serve you with high quality and good service understanding during getting bigger his capacity.

Our company has aimed to be a pioneer in the sector since it was founded and prioritize quality and customer satisfaction and aims to share with you by following the innovations in the world and our country.

We are proud to serve you by adopting as a principle of innovation, service, reliability, winning and sharing in our business.

OUR MISSION ; Our business is to share the newest innovation, service, reliability, profit, knowledge and our experience which is formed with developing technology, we share with our customers, meet their needs and expectations with high quality and innovations, facilitate their productions and add aesthetic and material value to their products.

OUR AIM ; With our ' Management, Production and Procurement ' strategies that we have created in the framework of our basic quality policies that we produce and sell, as an advanced and respected organization; be the best in the domestic and international markets is to be permanent in the sector.

OUR VALUES ; YAGCIOGLU as we are a family. Each member of our family knows the following values very well. Protects, leads by example and ensures that members own the values of business.

- In order to be sustain our existence, we ought to always make customers happy and be a solution partner.
- We never compromise on quality.
- We fulfill our commitments absolutely, do our job consciously and reliance on our business.
- We do not forget that we represent our country in the foreign market with the products we produce and supply.
- As employees, we focus on the goals of our company. We know that success will come together and that success belongs to everyone. We work in solidarity and team spirit to attain an aim.
- We keep our cost, quality and environmental consciousness at the highest level in all our activities.

Custom profiles can be produced according to your requirements.

- * RAY DOLAP KAPAK SERİSİ 1-5 sf.
- * RAY DOLAP MEKANİZMASI 6 sf.
- * VEGA RAY DOLAP KAPAK SERİSİ 7-9 sf.
- * DOLAP DIŞI ÇALIŞAN KAPAK SİSTEMLERİ 10 sf.
- * DOLAP AKSESUARLARI 11-12 sf.
- * ÇERÇEVE KAPAK PROFİLLERİ 13-14 sf.
- * ÇERÇEVE KAPAK KULP PROFİLLERİ 15 sf.
- * KENAR KAPAMA PROFİLLERİ 16-17 sf.
- * SUNTA BİRLEŞTİRME - BİTİM - DÖNÜŞ - DERZ SİSTEMLERİ 18 sf.
- * KAPAK - ÇEKMECE BOY KULPLARI 19-21 sf.
- * PANO KAPAK PROFİL SİSTEMLERİ 22 sf.
- * KROM GÖRÜNÜMLÜ PANO KAPAK PROFİL SİSTEMLERİ 23-24 sf.
- * 18 MM AYARLI FRENLİ SÜRGÜ KAPAK MEKANİZMASI 25 sf.
- * CSS 15 CAMLI SÜRME SİSTEMİ 26 sf.
- * ÇEREZLİK SÜRGÜ SİSTEMİ 27 sf.
- * HAFİF SÜRGÜ SİSTEMLERİ 28-29 sf.
- * 80 KG AYARLI MEKANİZMA SÜRME KAPAK SİSTEMLERİ 30 sf.
- * PKM 80 STANDART SÜRME KAPAK SİSTEMLERİ 31 sf.
- * PKM 80 EKONOMİK KILAVUZLU SÜRME KAPAK SİSTEMLERİ 32 sf.
- * PKM 80 OPTİMUM KILAVUZLU SÜRME KAPAK SİSTEMLERİ 33 sf.
- * SM 100 ASKILI KAPI MEKANİZMASI BOMBE KAPAK ÇITASI 34 sf.
- * OPK KAPI / KAPAK MEKANİZMALARI 35. sf.
- * ELBİSE ASKI PROFİLLERİ 36 sf.
- * RANZA PROFİLLERİ 37 sf.
- * BAZA PROFİLLERİ VE AKSESUARLARI 38 sf.
- * MUTFAK DEKORASYON SİSTEMLERİ 39 sf.
- * EVYE ALTI - KULP PROFİLLERİ 40 sf.
- * MUTFAK DEKORASYON SİSTEMLERİ 41 sf.
- * MENFEZ - EVYE ALTI - REKLAM PROFİLLERİ 42 sf.
- * LED AYDINLATMA PROFİL SİSTEMLERİ 43 sf.
- * MAĞAZA EKİPMANLARI - STAND ASKILIK SİSTEMLERİ 44 sf.
- * SOYUNMA ODASI RAF SİSTEMLERİ 45 sf.
- * YAZI TAHTASI PROFİLLERİ 46 sf.
- * WC KABİN SİSTEM PROFİLLERİ 47 sf.
- * ISLAK HACİM WC KABİN AKSESUARLARI 48-49 sf.
- * KOMPAKT LAMİNANT KAPLAMA PROFİLLERİ 50 sf.
- * OFİS BÖLME SİSTEMLERİ 51 sf.
- * OFİS VİTRİN CAM BÖLME SİSTEMLERİ 52 sf.
- * OFİS MOBİLYASI PROFİLLERİ 53 sf.
- * PERDE PROFİLLERİ - CAM BALKON FİTİLLERİ - KABLO KANALI - OTOMOTİV PROFİLLERİ 54 sf.
- * ALÜMİNYUM AYARLI KAPI KASASI SİSTEMLERİ 55-56 sf.
- * ZEMİN DEKORASYON PROFİLLERİ 57-60 sf.
- * U - BORU - KUTU STANDART PROFİLLERİ 61-62 sf.
- * SİGMA PROFİLLERİ 63 sf.
- * GİYİNME ODASI SİSTEMİ 64 sf.
- * DEKORATİF LEVHALAR 65 sf.

- * SLIDING CABINET SERIES 1-5 pg.
- * SLIDING CABINET MECHANISM 6 pg.
- * VEGA LUX SLIDING CABINET SERIES 7-9 pg.
- * COVER SYSTEMS FOR EXTERIOR OF SLIDING CABINET SYSTEMS 10 pg.
- * CABINET ACCESSORIES 11-12 pg.
- * FRAME COVER PROFILES 13-14 pg.
- * FRAME COVER HANDLE PROFILES 15 pg.
- * EDGE CLOSING PROFILES 16-17 pg.
- * CHIPBOARD COMBINATION - FINISH - TURN - JOINT SYSTEMS 18 pg.
- * COVER - DRAWER HANDLE PROFILES 19-21 pg.
- * PANEL COVER PROFILE SYSTEMS 22 pg.
- * CHROME VIEW PANEL COVER PROFILE SYSTEMS 23-24 pg.
- * 18 MM ADJUSTABLE BREAK SLIDING COVER MECHANISM 25 pg.
- * CSS 15 SLIDING GLASS SYSTEM 26 pg.
- * NUTS SLIDING SYSTEM 27 pg.
- * LIGHT SLIDING COVER SYSTEMS 28-29 pg.
- * 80 KG SETTING MECHANISM SLIDING COVER SYSTEMS 30 pg.
- * PKM 80 STANDARD SLIDING COVER SYSTEMS 31 pg.
- * PKM 80 ECONOMIC GUIDE SLIDING COVER SYSTEMS 32 pg.
- * PKM 80 OPTIMUM GUIDE SLIDING COVER SYSTEMS 33 pg.
- * SM 100 SUSPENDED DOOR MECHANISM CAMBER COVER STICK 34 pg.
- * OPK DOOR / CABINET MECHANISMS 35 pg.
- * CLOTHES HANGER PROFILES 36 pg.
- * BUNK PROFILES 37 pg.
- * BASE PROFILES AND ACCESSORIES 38 pg.
- * KITCHEN DECORATION SYSTEMS 39 pg.
- * UNDER SINK - HANDLE PROFILES 40 pg.
- * KITCHEN DECORATION SYSTEMS 41 pg.
- * VENT - UNDER SINK - ADVERTISEMENT PROFILES 42 pg.
- * LED LIGHTING PROFILE SYSTEMS 43 pg.
- * STORE EQUIPMENTS - STAND HANGER SYSTEMS 44 pg.
- * SHELF SYSTEMS FOR CHANGE ROOMS 45 pg.
- * WRITING BOARD PROFILES 46 pg.
- * WC CABINET SYSTEM PROFILES 47 pg.
- * WET AREA WC CABINET ACCESSORIES 48-49 pg.
- * COMPACT LAMINATE COATING PROFILES 50 pg.
- * OFFICE PARTITION SYSTEMS 51 pg.
- * OFFICE - SHOWCASE - GLASS PARTITION SYSTEMS 52 pg.
- * OFFICE FURNITURE PROFILES 53 pg.
- * CURTAIN PROFILES - GLASS BALCONY SEALS - CABLE CHANNELS - AUTO PROFILES 54 pg.
- * ALUMINIUM ADJUSTABLE DOOR CASE SYSTEMS 55-56 pg.
- * FLOOR DECORATION PROFILES 57-60 pg.
- * U - TUBE - RECTANGLE STANDARD PROFILES 61-62 pg.
- * SIGMA PROFILES 63 pg.
- * DRESSING ROOM SYSTEM 64 pg.
- * DECORATIVE SHEETS 65. pg.

SÜRGÜ - KAPAK SİSTEMLERİ MONTAJ DETAYLARI

(SLIDING - COVER SYSTEMS ASSEMBLY DETAILS)

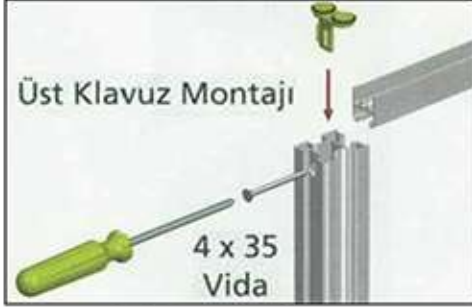
Bu sistem; zemin ve tavan arası bölmelerle, gardrop, vestiyer, gümüşlük gibi kapaklı mobilyalarda kolay uygulanabilir.

Maksimum taşıma kapasitesi 60 kg olup, kapak tasarımı açısından sınırsız seçenekler sunar.

Alttan taşıyıcı makara, üst klavuz sistemiyle çalışır. Zemin ve tavan arasında olabilecek bozukluklar, kolayca ayarlanabilecek şekilde üretilmiştir.

Hafif ve sağlam olmasından dolayı, uzun yıllar sorunsuzca kullanılabilir.


Kapaklar sistemde kullanılan boy kulpunun görüntü ve ölçülerine göre isimlendirilirler.



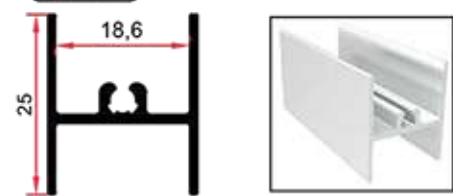
18 MM RAY DOLAP PROFİLLERİ

18 mm Sliding Door Profiles

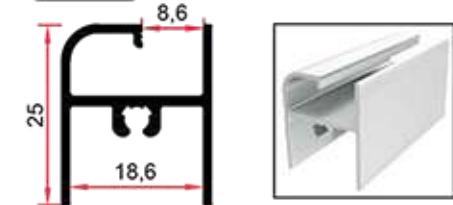
RD-90 Boy Kulpu Profili



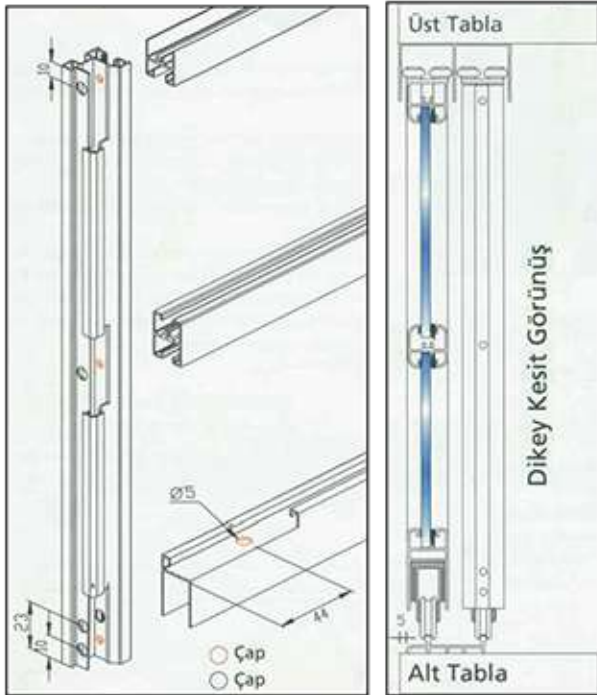
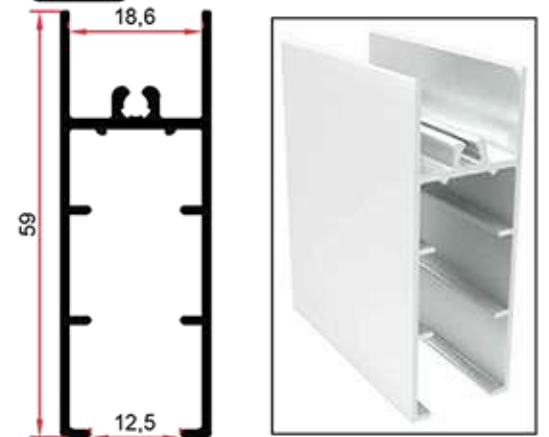
RD-94 A Üst - Orta Kayıt Profili



RD-94 B Üst - Orta Kayıt Profili



RD-96 Alt Kayıt Profili

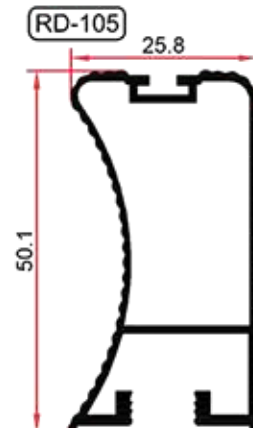
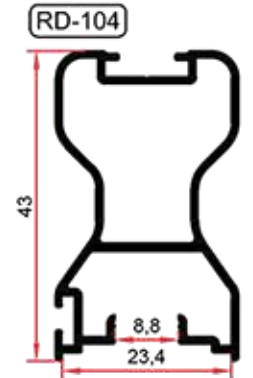
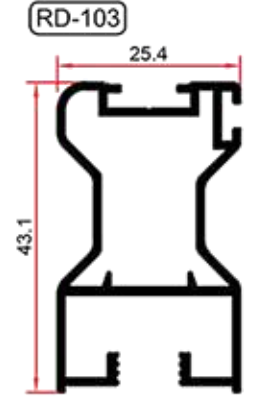
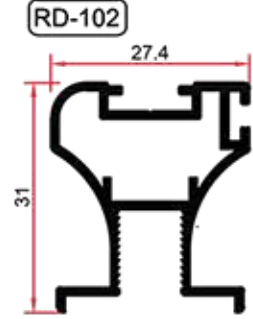
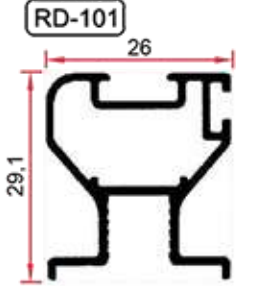


RDM-11 Çiftli Spring Gama Mekanizma

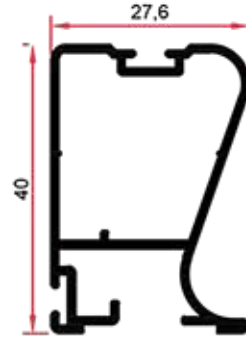


RDM-12 Çiftli Spring Beta Mekanizma

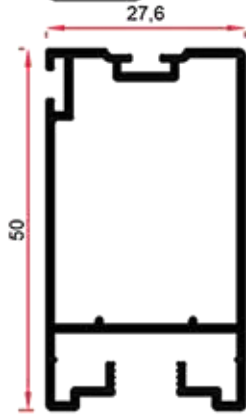


8 MM RAY DOLAP BOY KULP PROFİLLERİ
 (8 MM SLIDING DOOR HANDLE PROFILES)


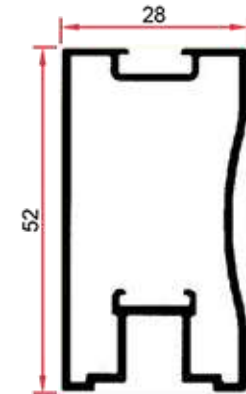
RD-106 Lale Boy Kulp



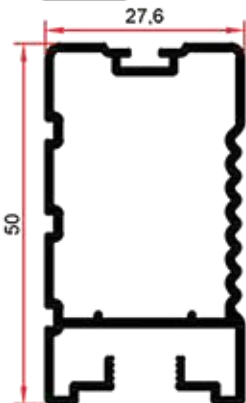
RD-107 50 mm Düz Boy Kulp



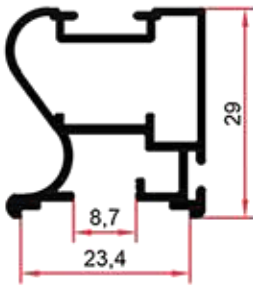
RD-107 A 52 mm Oval Boy Kulp



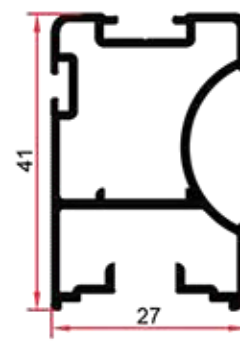
RD-108 50 mm Çizgili Boy Kulp



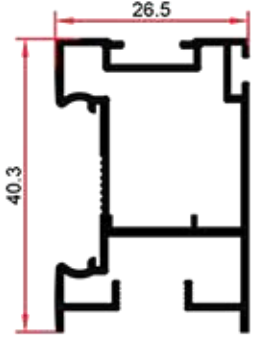
RD-112



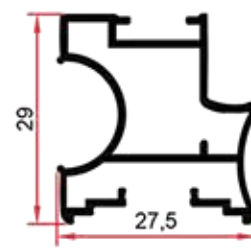
RD-115 B



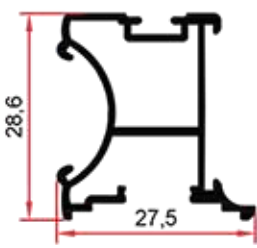
RD-113



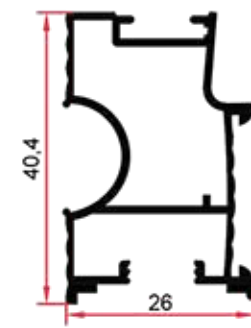
RD-116



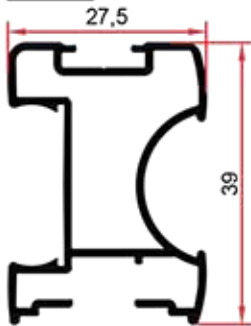
RD-114



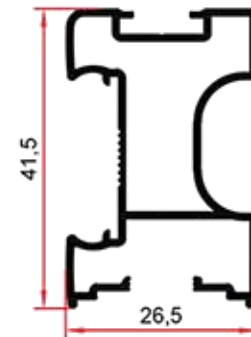
RD-117



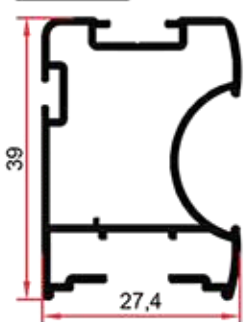
RD-115



RD-118



RD-115 A



RF-201

E Cam Fiteli



RF-202

Dolgu Cam Fiteli



RF-102

Çarpma Fiteli



RF-101

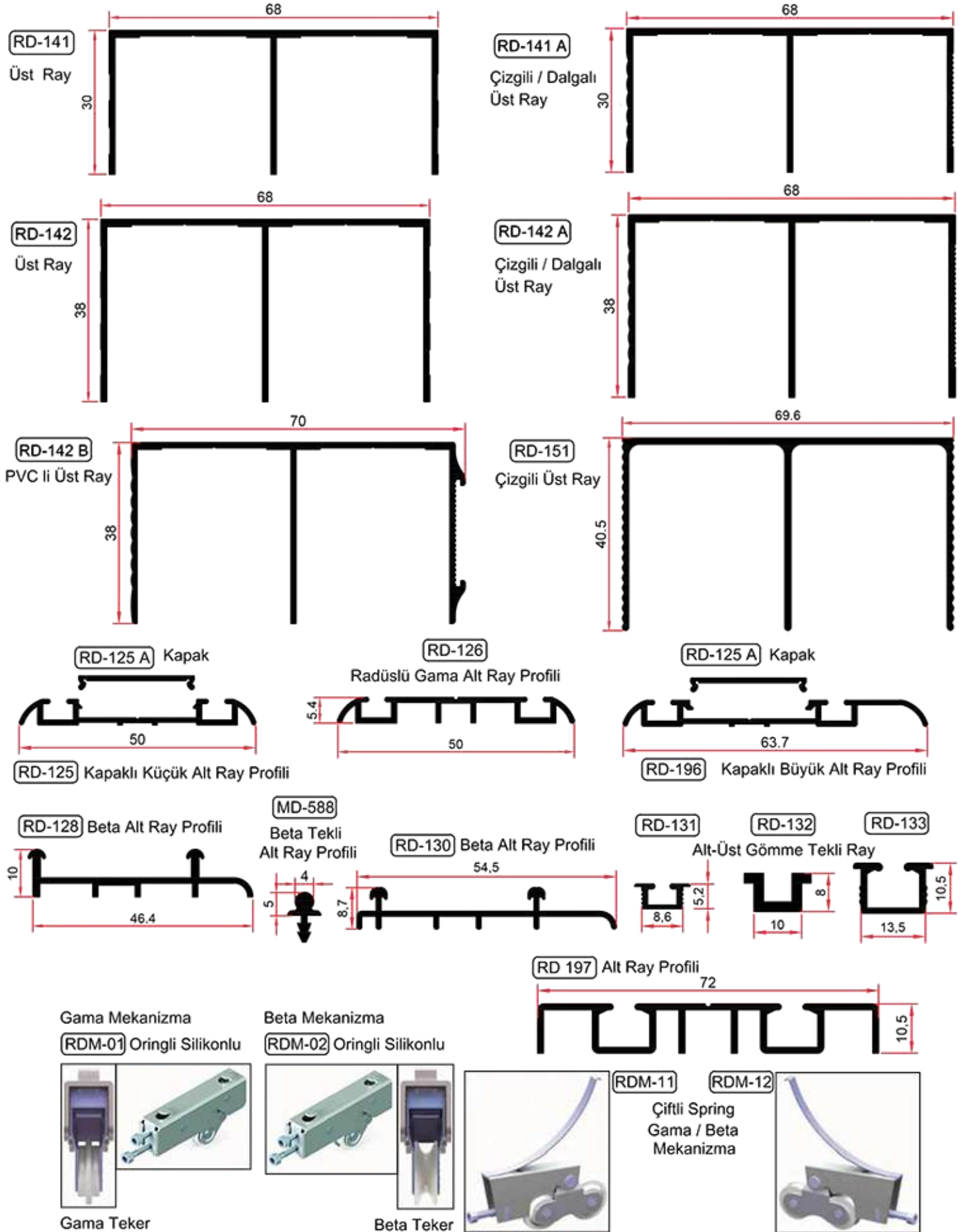
Çarpma Fiteli

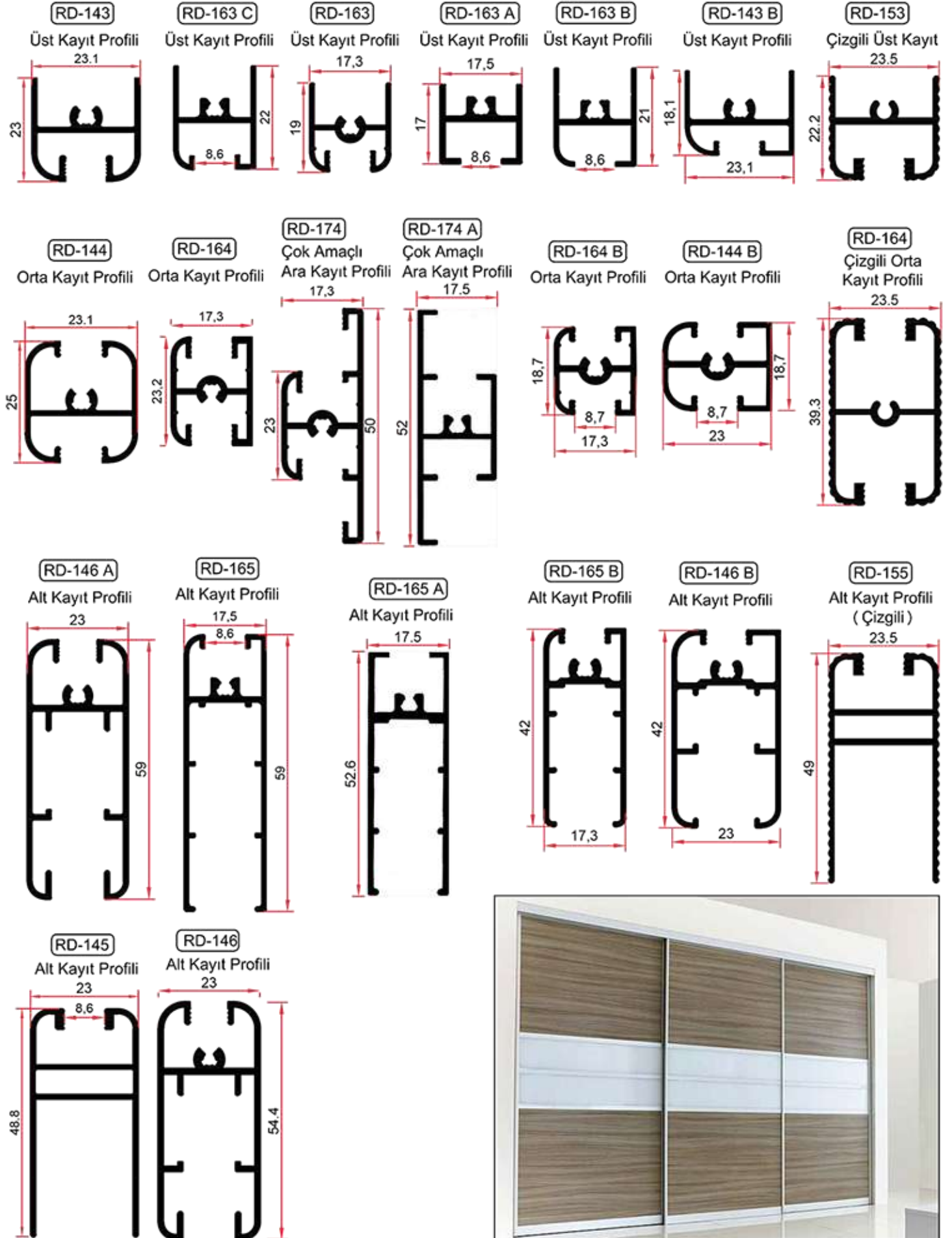


Kıl Fiteli

RF-302 7 mm

RF-303 10 mm

RAY DOLAP ALT-ÜST RAY PROFİLLERİ VE MEKANİZMALARI
 (SLIDING DOOR BOTTOM-TOP RAIL PROFILES AND MECHANISMS)


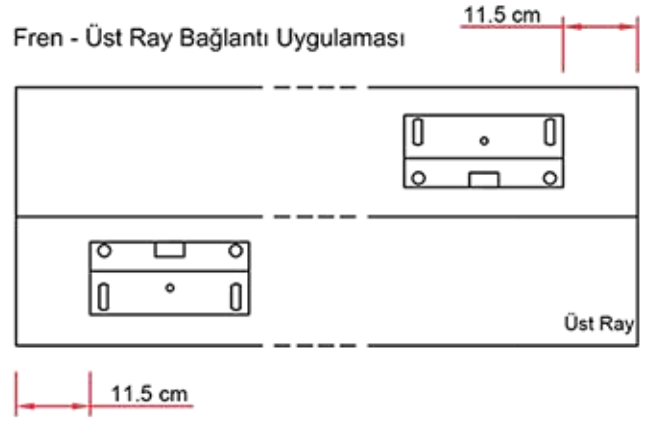


ALÜMİNYUM KAPAKLAR İÇİN FRENLEME MEKANİZMALARI (BRAKING MECHANISMS FOR ALUMINIUM DOOR)

RDM-101 Frenleme Mekanizması
(Alüminyum Kapak Ray İçi)



Fren - Üst Ray Bağlantı Uygulaması



- * Alüminyum profilden üretilen raydolaplarda kapak üst kayıt üzerine konulan ana gövde ile üst ray içerisine yerleştirilen tırnaktan oluşur. (İki parçadır)
- * Tırnak montaj yeri, üst ray başlangıcından itibaren 11,5 cm içeridedir.
- * Sağ sol kapak ayrımı söz konusudur. Mekanizma üzerinde sağ (R) sol (L) harfi ile işaretlenmiştir.
- * Üç kapaklı dolaplarda en dıştaki kapak için isteğe bağlı olarak mekanizma : kapağın açılmayacağı yön belirli ise, o yöne hareketi engelleyecek şekilde kapağın duracağı noktaya, belirli değil ise, diğer kapaklar gibi dolap kasa kenarlarına çarpmayı engelleyici amaçla takılabilir.

RDM-103 Tek Pistonlu Frenleme Mekanizması
(Alüminyum Kapak Ray İçi)

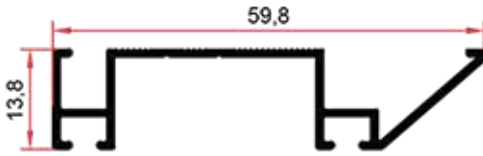
RDM-104 Çift Pistonlu Frenleme Mekanizması
(Alüminyum Kapak Ray İçi)

- * Bu sistemde durdurucu ana gövdesi (yani pistonlu parça) ray içerisine, klavuzlama tekerli tırnak ise alüminyum üst kayıt üzerine yerleştirilir.
- * Tırnaklı parçanın ucunda bulunan tekerler aynı zamanda ray dolap üst kayıt klavuzlama tekeri görevini de yerine getirirler.



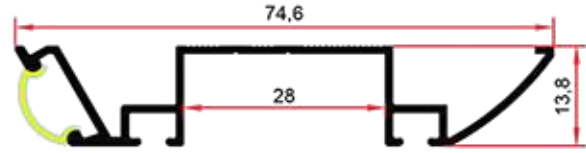


RD-192 Üst Ray Profili

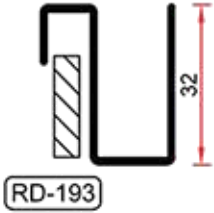


RD-192 A

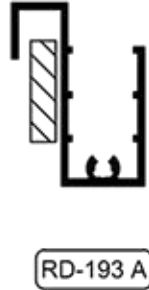
Ledli Üst Ray Profili



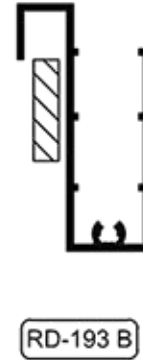
Üst Bağlantı



RD-193



RD-193 A



RD-193 B

RF-101
Çarpma Fitali

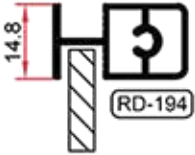
RF-302 7 MM

RF-303 10 MM

Kıl Fitali



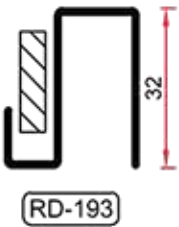
Orta Bağlantı



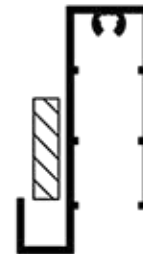
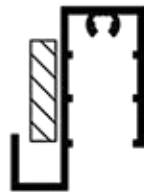
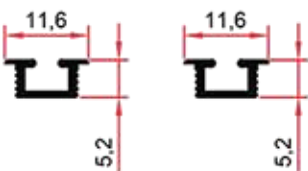
RD-194

RF-201
E Cam Fitali

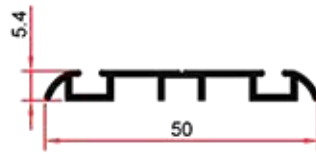
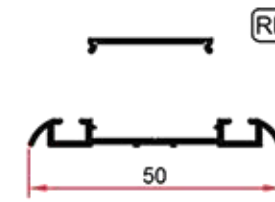
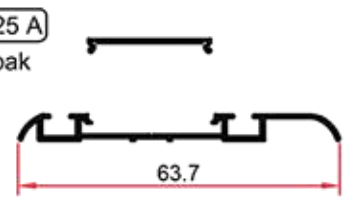
Alt Bağlantı

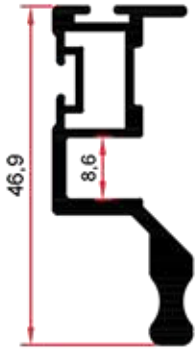


RD-193

RF-202
Dolgu Cam Fitali

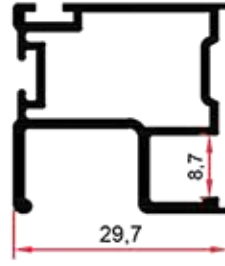
RD-131

Alt Üst Gömme
Tekli RayRD-126 Gama Alt Ray
(Radüslü)RD 125
Kapaklı Küçük Alt RayRD 196
Kapaklı Büyük Alt Ray

VEGA SÜRME KAPAK
(VEGA SLIDING DOOR)


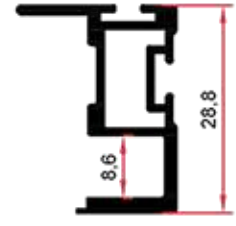
RD-109

Geniş Yan Kulp




RD-110

Gömme Yan Kulp



RD-111

Dar Yan Kulp



* Vega sistem alt ve üst kayıtlarında özel tasarımı mekanizmaya sahip olan ve bu yüzden kendine özgü farklı tasarıma ve işleve sahip bir sürgü sistemidir. Son derece akışkan bir mekanizma sistemine sahiptir.

* Vega sistem çeşitli kulp modelleri sayesinde ağır sistem üstten asma, sürgü kapaklarından farklılık arayanlara alternatif, ekonomik ve fonksiyonel seçenekler sunar.

* Vega sistemi gömme kulp ve gömme ray sistemleri ile uyumludur.

* Vega sürgü sistemi dolap içten içe olarak düşünülmüş ve bu yüzden kapak ayarları çok bozuk yerlerde dahi ayar vidası ile 3-4 cm'lik bozukluklar kolayca ayarlanabilecek şekilde üretilmiştir.

RDM-22 Tekli Küçük Spring Gama Mekanizma



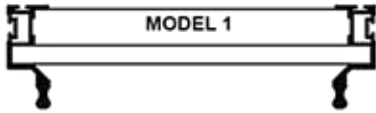



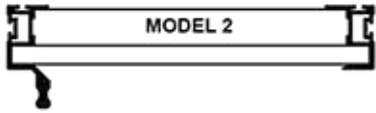
RDM-23 Çiftli Büyük Spring Gama Mekanizma

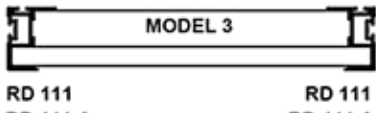


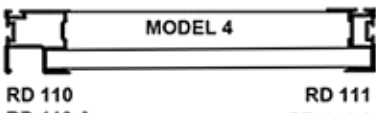
RDM-21 VEGA SİSTEM MEKANİZMASI

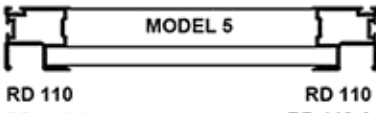


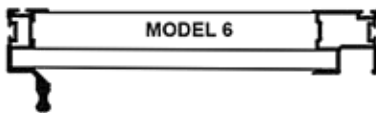

VEGA MEKANİZMA - KAPAK GÖRÜNÜMLERİ
VEGA MECHANISM - CABINET VIEWS AND APPLICATIONS
KAPAK UYGULAMA SEÇENEKLERİ
ÜST KAYIT →
ve Mekanizma Montajı

 RD 109
 RD 109 A

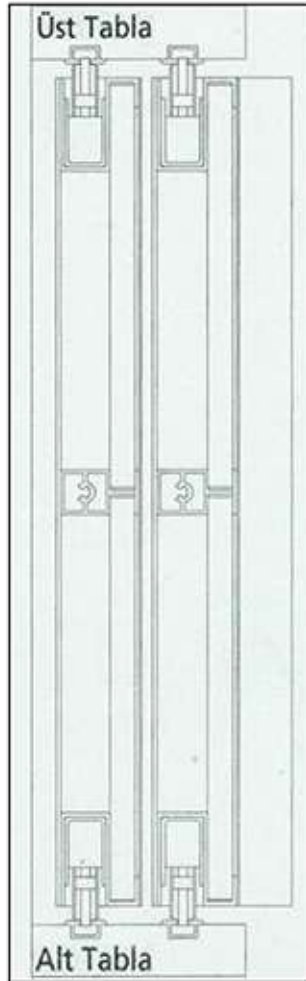
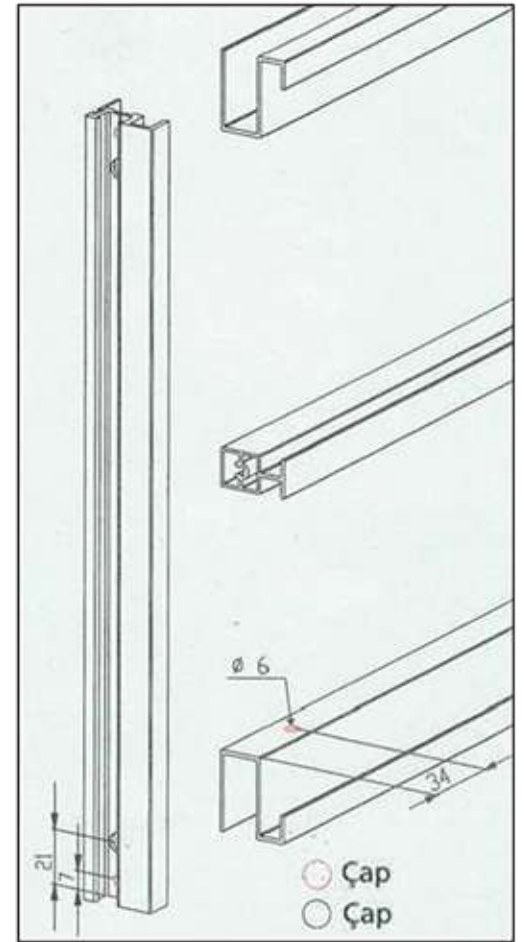
 RD 109
 RD 109 A

 RD 109
 RD 109 A

 RD 111
 RD 111 A

 RD 111
 RD 111 A

 RD 111
 RD 111 A

 RD 110
 RD 110 A

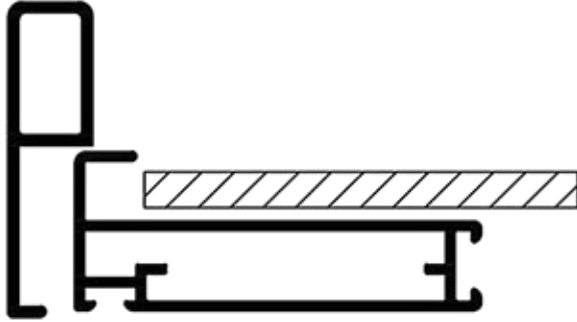
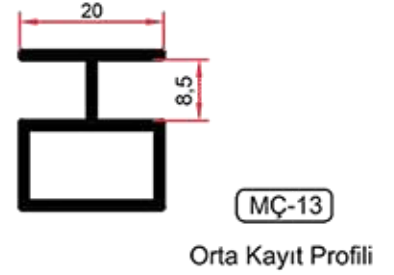
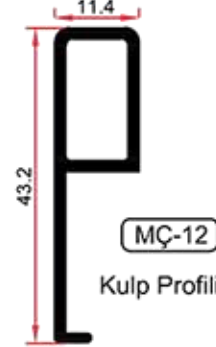
 RD 111
 RD 111 A

 RD 110
 RD 110 A

 RD 110
 RD 110 A

 RD 109
 RD 109 A


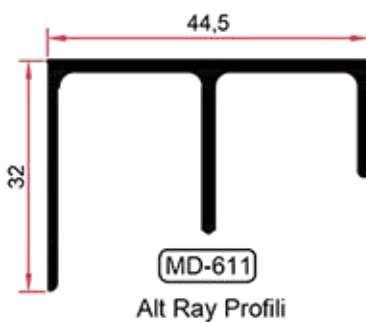
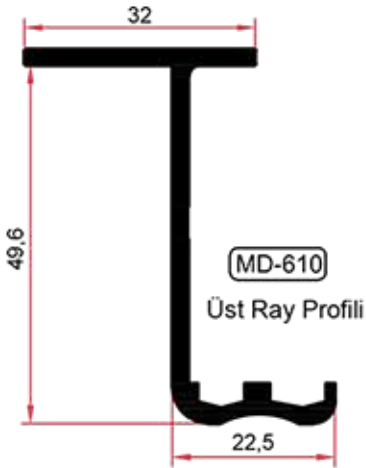
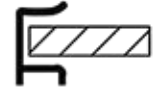
 RD 110
 RD 110 A

ALT KAYIT →
ve Mekanizma Montajı



DOLAP DIŐI ÇALIŐAN KAPAKLAR İÇİN LÜKS PROFİL SİSTEMLERİ
(LUXURY PROFILE FOR OUT OF CABIN COVER SYSTEMS)

- Kapađın dolabın dıŐarısında çalıŐtıđı tüm sistemler için tasarlanmıŐtır.
- 8 mm suntalam - 4 / 8 mm cama göre her türlü kapak tasarım seçeneklerine uygundur.
- Kapađı dolabın dıŐarısında çalıŐtıran tüm mekanizma sistemleri (Hettich, Hafele, Mepa vb.) ve vosvagen kapak tarzı mekanizma sistemleri ile birlikte kullanılabilir.



CF-103
4/8 mm Adaptör Fitolu




RDM-102 Frenleme Mekanizması (Dolap İçi)

RDM-106 Hız Ayarlı Frenleme Mekanizması (Dolap İçi)

- * Daha çok ahşap kapaklı dolaplarda tercih edilir.
- * Ana kasa dolap içine monte edilir. Tırnaklar kapaklara monte edilir.
- * İç kapak için ayrı, dış kapak için ayrı tırnak kullanılır.
- * 60.000 açma kapama adedi testini başarı ile geçmiştir.


RDM-105 Ray Dolap Frenleme Mekanizması (Ray İçi)



8 mm raydolaplarda ray içine fren, üst kayıta tırnak yerleştirilerek kullanılır.



LED AYDINLATMALI ASKI SİSTEMİ (HOOK TYPES WITH LED LIGHTING)

- * Ledli aydınlatma sistemleri sıradan aydınlatma sistemlerine göre daha iyi aydınlatma sağlar ve uzun yıllar parlaklıklarını korur.
- * Bu özelliklerinden dolayı sıradan aydınlatma sistemlerine göre çok fazla enerji tasarrufu sağlamaktadırlar.
- * Dekoratifler.
- * İçinde bulunan harekete duyarlı sensör sayesinde kapak açıldığında (hareket algılandığında) ışık yanar.
- * Kapak kapatıldığında 30 sn sonra ışık kendiliğinden söner.
- * Elektrik bağlantısı istemeyenler için pilli çeşidi de bulunmaktadır.

RDM-97 PİLLİ İŞIKLI ASKI BORUSU



RDM 97 - 60 PİLLİ İŞIKLI ASKI BORUSU (60 CM)

RDM 97 - 80 PİLLİ İŞIKLI ASKI BORUSU (80 CM)

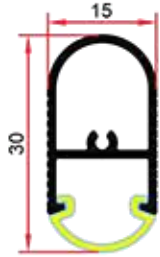
RDM 97-100 PİLLİ İŞIKLI ASKI BORUSU (100 CM)

RDM 97-120 PİLLİ İŞIKLI ASKI BORUSU (120 CM)



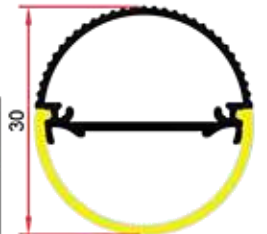
YA-033

Led Kanallı Askı Borusu
İstenilen Ölçülere Kesilir



YA-057

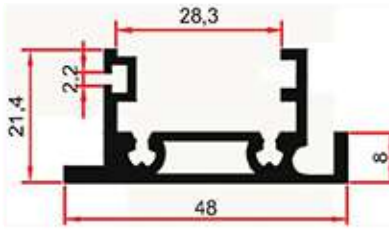
Yuvarlak Işıklı Askı Borusu
İstenilen Ölçülere Kesilir



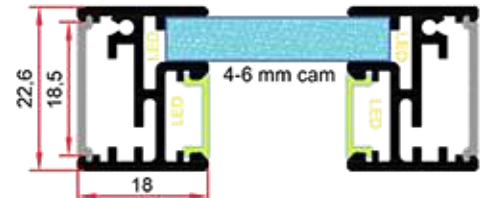
RDM-96 CAM RAF AYDINLATMA



YA-030 Ledli Raf Sistemi



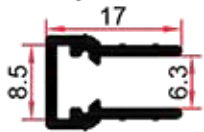
YA-029 Ledli Raf Sistemi



ÖZEL ÖLÇÜLER İÇİN BİLGİ ALINIZ.

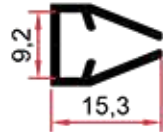
YA-011

Alüminyum Led Profili



YA-021

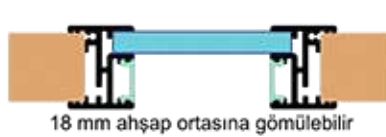
Pvc Led Profili



Cam



4-8 mm camlara uygun



18 mm ahşap ortasına gömülebilir



Altı Üstü
Çift kullanım

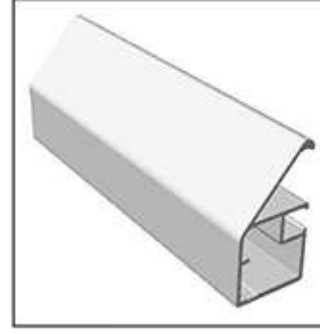

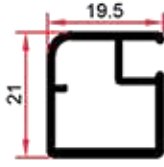


Sistem ters çevrilip
altı üstü çift camlı
beraber kullanılabilir.

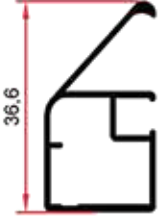
Kullanım Alanları:
Dolap içi ledli raf
Duvar tipi ledli raf
Ledli dolap kapağı
Duvar tipi ledli pano
Ledli ayna çerçevesi




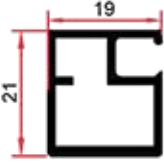
MÇ-201



MÇ-201 A



MÇ-202



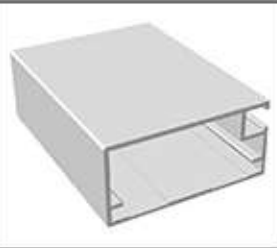
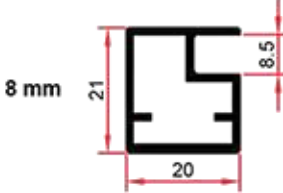
Metal Köşe Bağlantısı



KB-103



MÇ-202

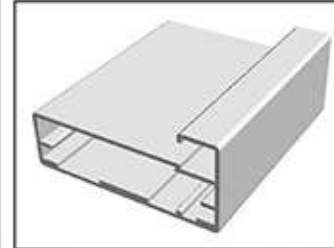
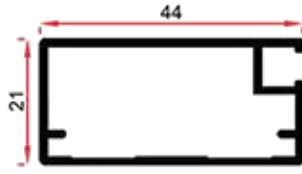


PVC Köşe Bağlantısı

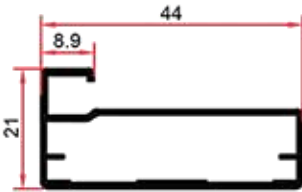


KB-201

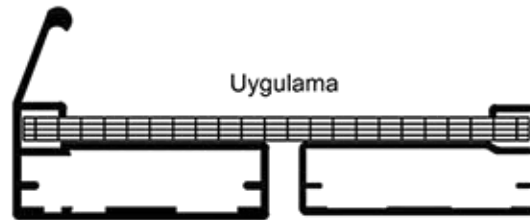
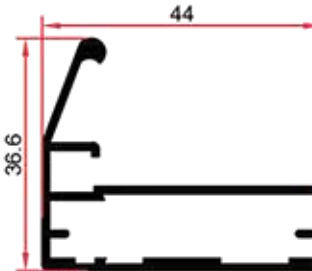
MÇ-208



MÇ-209



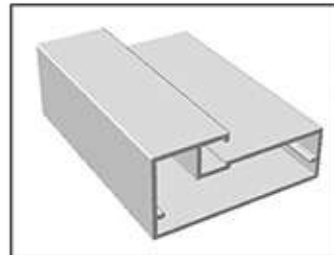
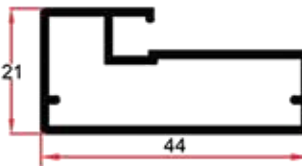
MÇ-209 A



Uygulama



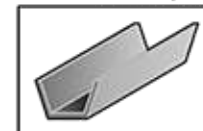
MÇ-210



CF-102 Cam Fıtlı Sert

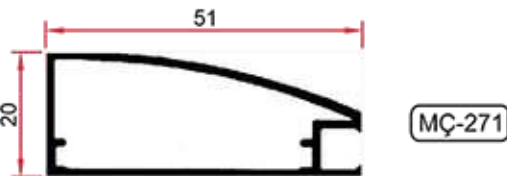
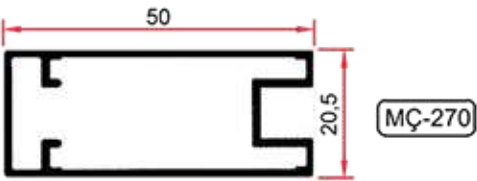
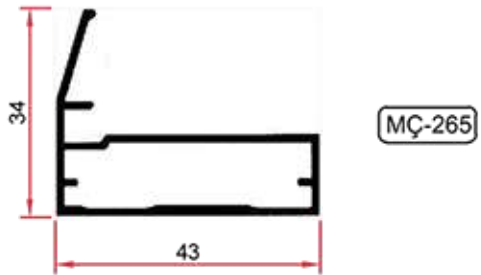
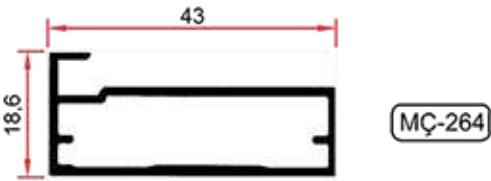
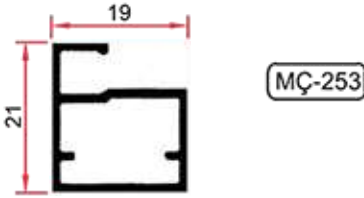
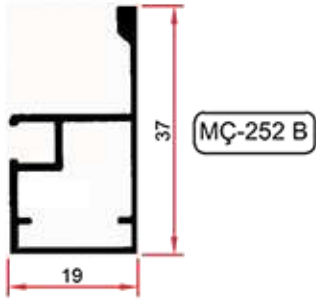
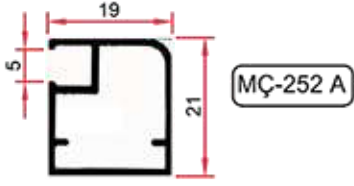
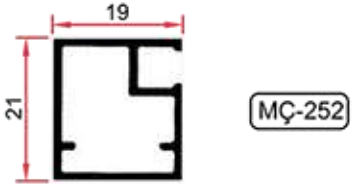


CF-101 Cam Fıtlı Yumuşak



KULLANIM ALANLARI

- Mutfak - Yemek Odası
- Banyo Takımları
- Genç Odası - Salon Takımları - Yatak Odası
- Ofis Mobilyaları
- Ray Dolap - Kitaplık - Gümüşlük - Vestiyer
- İşyeri - Ürün - Fuar - Stand Dekorasyonu
- Genel Mekan Dekorasyonu



20 mm Dar Profil Menteşeleri

MNT-11 Düz Menteşe



KB-201

PVC Köşe Bağlantısı



44 mm Üzeri Geniş Profil Menteşe

MNT-32

Yarım Deve Boynu Menteşe



KB-103

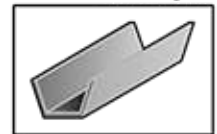
Metal Köşe Bağlantısı



CF 102 Cam Fitili Sert

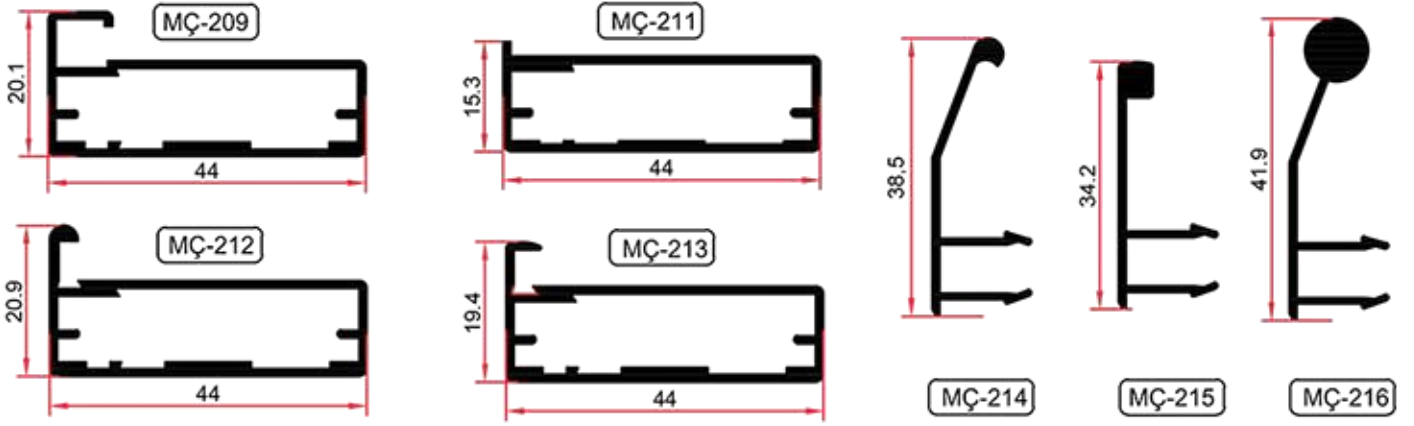


CF 101 Cam Fitili Yumuşak

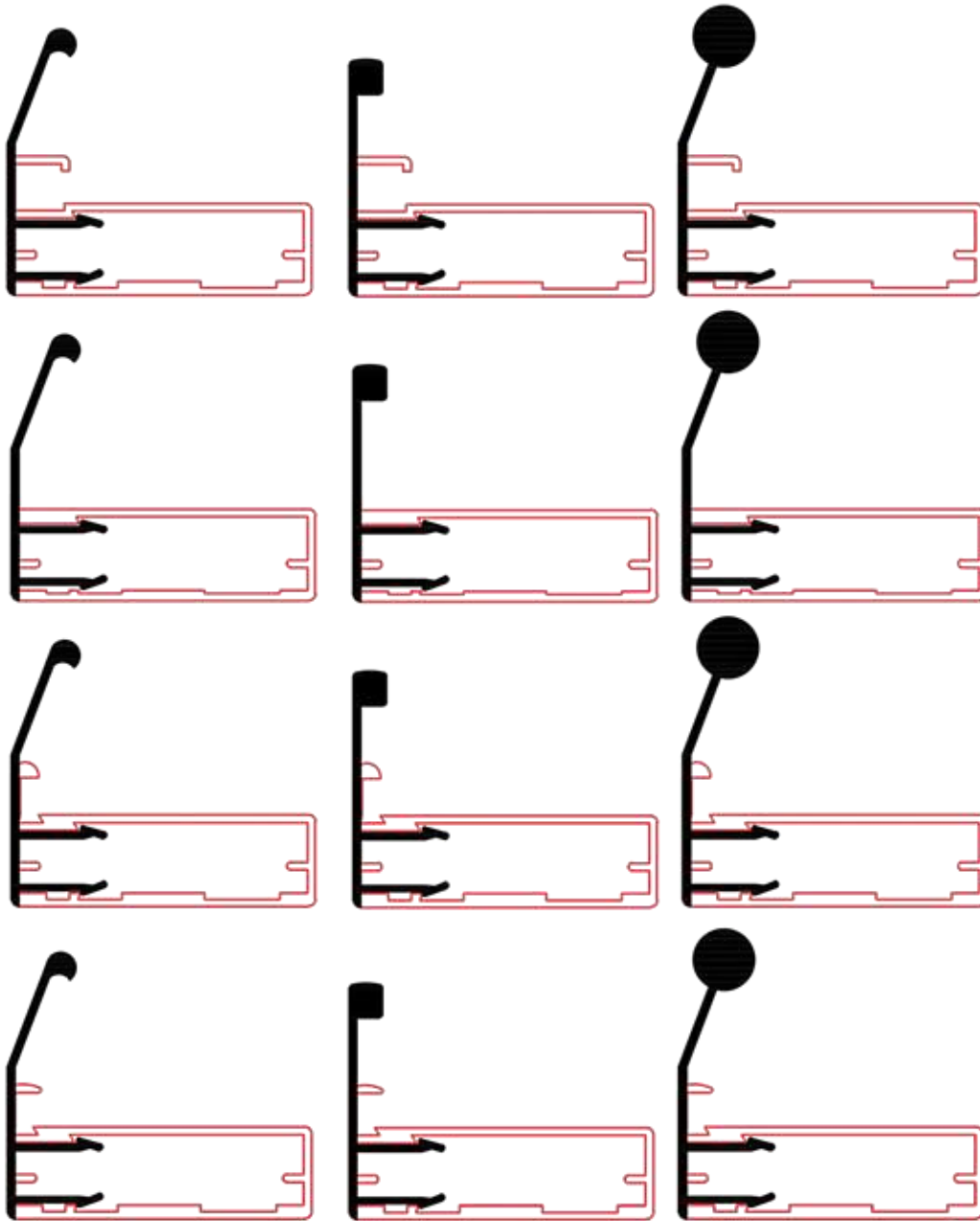


KULLANIM ALANLARI

- Mutfak - Yemek Odası
- Banyo Takımları
- Genç Odası - Salon Takımları - Yatak Odası
- Ofis Mobilyaları
- Ray Dolap - Kitaplık - Gümüşlük - Vestiyer
- İşyeri - Ürün - Fuar - Stand Dekorasyonu



KULP UYGULAMA SEÇENEKLERİ
Handle Applications



MÇ-209

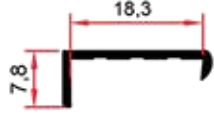
MÇ-211

MÇ-212

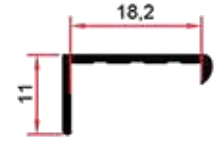
MÇ-213

Bu sayfadaki tüm profiller birbirleriyle uyumlu olarak kullanılabilir.

MD-261

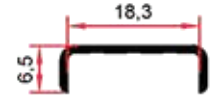


MD-262



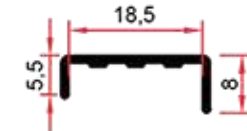
MD-264

İnce

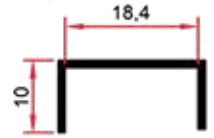


MD-265

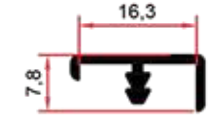
Kalın



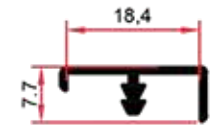
MD-266



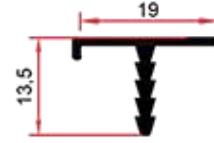

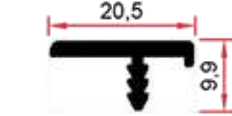
MD-267



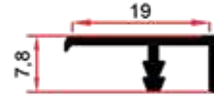
MD-268



MD-258 B



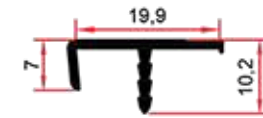
MD-269



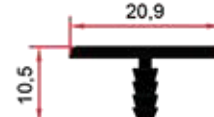
MD-270



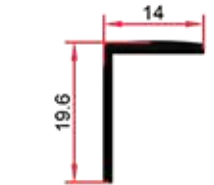
MD-271



MD-272



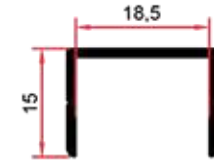
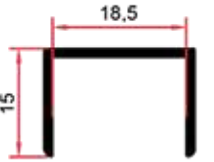
MD-273



MD-274

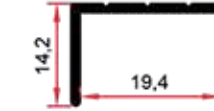
MD-275

Düz



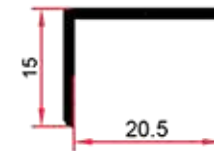
MD-276

Çizgili



MD-276 C

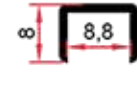
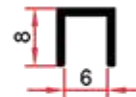
Çizgili



MD-277

Düz

YS-006

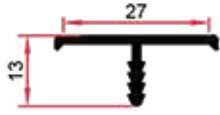


MD-452

8 mm Kenar Kapama

- Sıkı geçme yada yapıştırılmalı olarak uygulanabilirler,
- Ekonomik kapak elde edilmesini sağlarlar,
- Sağlam ve geri dönüşümlüdür,
- Rutubetten etkilenmemesi, ahşaba göre avantaj sağlar. Ahşabın dönmesine engel oluşturur,
- 12 - 14 mikron eloksallı kaplamalıdır. Mat, parlak ve inoks seçenekleri için bilgi alınız,
- Ürünlerinizin daha yüksek değerden satılmasını sağlar.
- Ürünlerinize zenginlik ve güzellik katar.


MD-278




MD-279



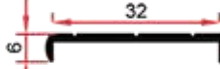
MD-288



YS-205 A



YS-205 D




MD-280




MD-280 B

36 mm U Profili




MD-281



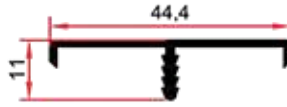
MD-286

Laminant Kapı Kenarı

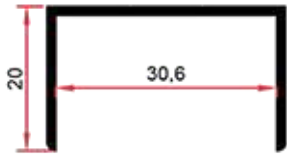


MD-284

Laminant Kapı Kenarı




MD-288 A



YS-205 B


MD-820

42 mm Laminant Kapı Kenarı



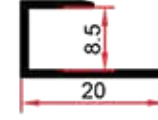
MD-821

40 mm Laminant Kapı Kenarı



ZA-401

8 mm Suntalam Bitim Prf.



MD-420

T F Çıta



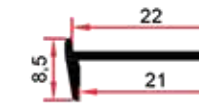
MD-421

T Çıta



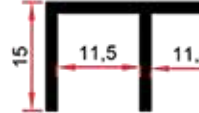
YA-G35 T

T Çıta



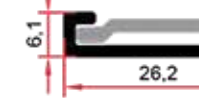
MD-422

F Çıta



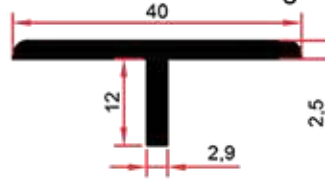
MD-456 A

MD-456



ÇG-1 ALÜMİNYUM ÇEK-GER

Dolap Kapaklarının dönme problemini engeller ve düzgün çalışmasını sağlar.



- UYGULAMA ŞEKİLLERİ:
- Tüm kapak kenarları,
 - Masa ve mutfak tezgahı kenarları,
 - Kapı kanat kenarları,
 - Vestiyer dekorasyonu,
 - Ray dolap kapak yüzey süslemeleri,
 - Bavulluk,
 - Ahşap mobilya ayakları süslemesi,
 - Duvar kaplama süslemeleri,
 - Yatak başı süslemeleri.



MD-400

2X10 mm Derz Bantı



YA-025 B

1X10 mm Derz Bantı



YA-025

1,3X12 mm Derz Bantı



YA-025 A

1,3X15 mm Derz Bantı



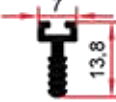
MD-401

2X20 mm Derz Bantı



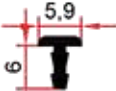
MD-399

Dişli Cumba
Fıtıl Yuvası Profili



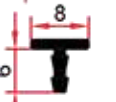
MD-402

Düz 5.9 mm
"T" Profili



MD-403

Düz 8 mm
"T" Profili

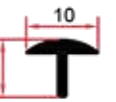


MD-403 C



MD-404

Bombeli 10 mm
"T" Profili



MD-405

Bombeli 16.2 mm
"T" Profili



MD-406

Bombeli 16 mm
"T" Profili



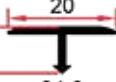
MD-407

"T" Profili



MD-408

"T" Profili



MD-409

"T" Profili



MD-410

"T" Profili



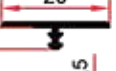
MD-411

"T" Profili



MD-412

"T" Profili



MD-413

"T" Profili



MD-455

Derz Profili



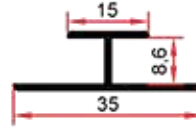
MD-455 A

Kapak Profili



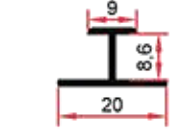
MD-440

8 mm H
Profili



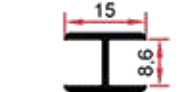
MD-440 A

8 mm H
Profili



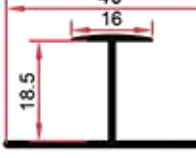
MD-441

8 mm Suntalam
H Birleştirme Prf.



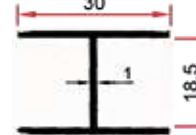
MD-442

18 mm H
Profili



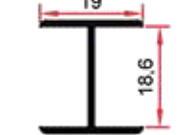
MD-442 A

18 mm H
Profili



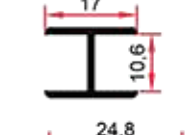
MD-442 B

18 mm H
Profili



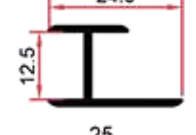
MD-454

10 mm H
Profili



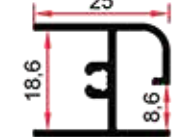
MD-788

12 mm H
Profili



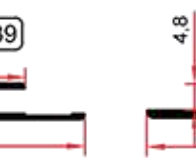
RD-94B

8-18 mm
H Profili



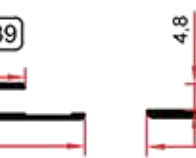
MD-439

4.6 mm H
Profili



MD-439 K

4.8 mm H
Profili

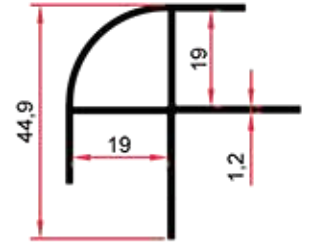


MD-438



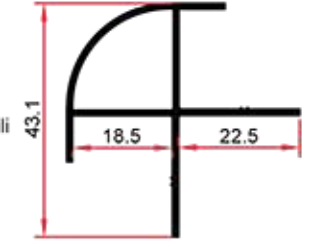
MD-444

19 mm Suntalam Düz
Köşe Dönüş Profili



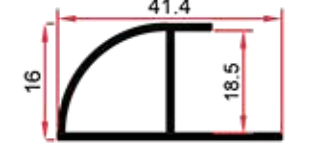
MD-445

18 mm Suntalam Çizgili
Köşe Dönüş Profili



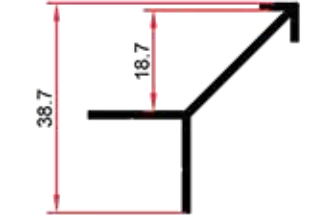
MD-446

18 mm
Kenar Bitim
Profili



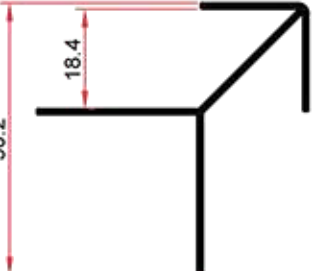
MD-447

18 mm
Köşe Dönüş
Profili



MD-448

18 mm
Köşe Dönüş
Profili



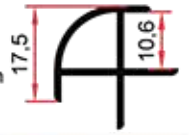
MD-449

8 mm Suntalam
90° Dönüş Prf.



MD-453

10 mm Suntalam
90° Dönüş Prf.




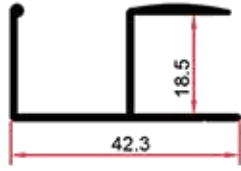
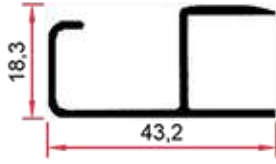
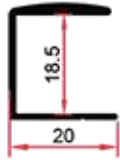
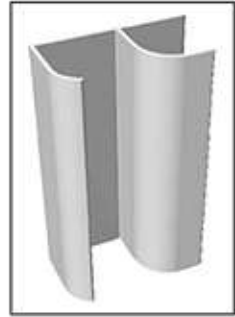
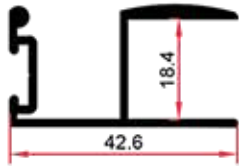
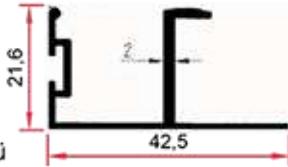
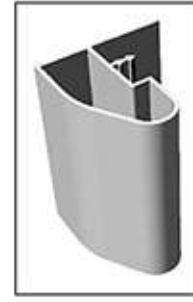
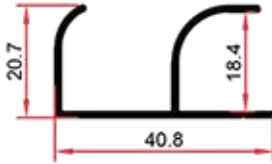
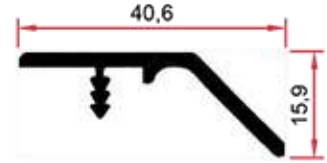
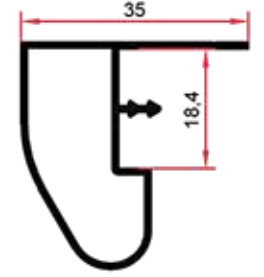
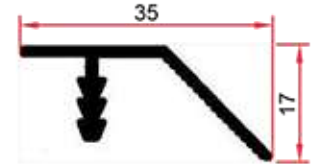
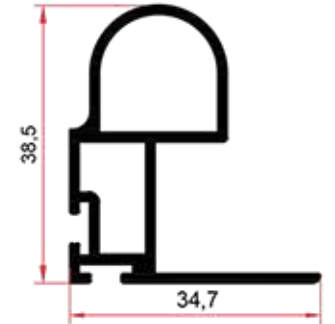
UYGULAMA ŞEKİLLERİ

- Birleştirme, bitim, dönüş, derz açma gibi tüm ahşap işlerinde ve süslemelerinde kullanılır.
- Üretim ve montajda kolaylık sağlarlar,
- Sıkı geçme yada yapıştırılmalı olarak uygulanabilirler,
- Sağlam ve geri dönüşümlüdür,
- Rutubetten etkilenmemesi, ahşaba göre avantaj sağlar. Ahşabın dönmesine engel oluşturur.
- Ürünlerinizin daha yüksek değerden satılmasını sağlar. Ürünlerinize zenginlik ve güzellik katar.

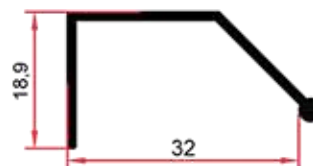
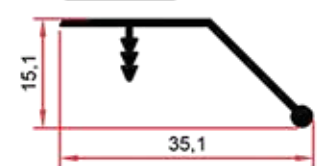
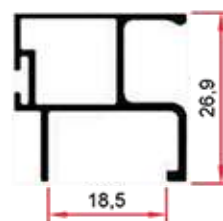
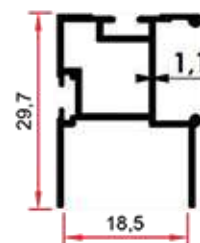
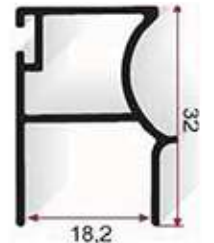
KULLANIM ALANLARI

- Duvar Kaplamaları,
- Otel - Motel - Fuar - stand İşyeri vb. Dekorasyonları,
- Genel Mekan Dekorasyonu
- Hayal gücünüz,,

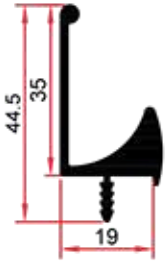


MD-482
18 mm Boy
Kulp Profili**MD-482 A**
Çekmece Kulp
Profili**MD-483**
18 mm Boy
Kulp U su**MD-485****MD-485 A**
18 mm Boy
Kulp Profili
Çarpma Fitilli
İnce Görünümlü**MD-501**
18 mm Boy
Kulp Profili**MD-534** Kulp ProfiliKulp Profili
MD-543 AKulp Profili
MD-543 B**MD-538**
18 mm Kubbeli
Boy Kulp**MD-539**

Ekonomik Boy Kulp

**MD-539 K****MD-486**
Boy Kulp**MD-487**
Boy Kulp**MD-504**
Boy Kulp

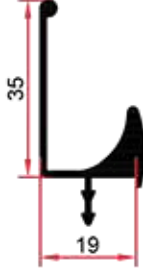
MD-540

18/19 mm Kamalı
Kulp Profili

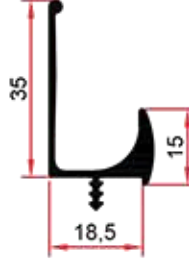
MD-540 A

18/19 mm Kamalı
Kulp Profili

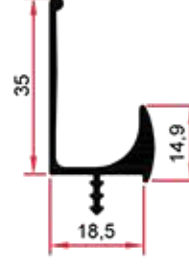
MD-540 B

18/19 mm Kamalı
Kulp Profili

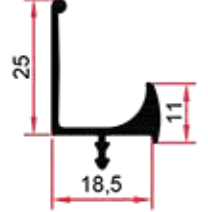
MD-540 B1

18 mm Kamalı
Kulp Profili

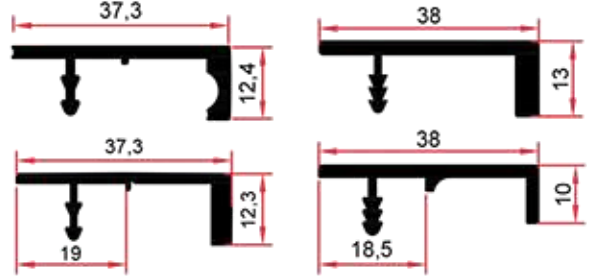
MD-540 B2

18 mm Kamalı
Kulp Profili

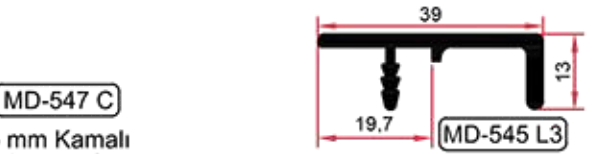
MD-540 C

18 mm Kamalı
Kulp Profili

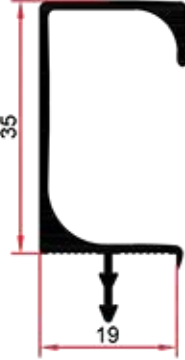
MD-545 18 mm Kamalı Kulp Profili MD-545 K



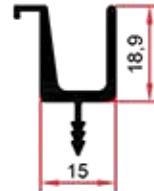
MD-545 L 18 mm Kamalı Kulp Profili MD-545 L2



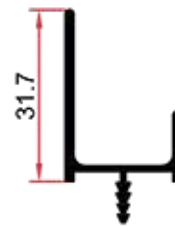
MD-541

18/19 mm Kamalı
Kulp Profili

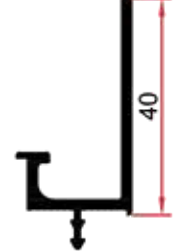
MD-547 C

15 mm Kamalı
Kulp Profili

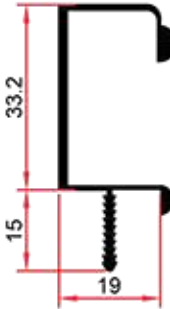
MD-547

18 mm Kamalı
Kulp Profili

MD-547 B

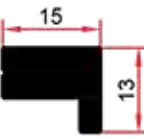
18 mm Kamalı
Kulp Profili

MD-542

18/19 mm Kamalı
Kulp Profili

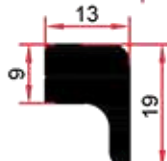
MD-502

Kapak Kulp Profili


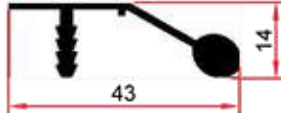


MD-506

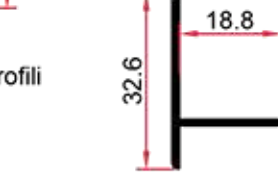
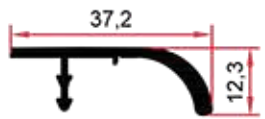
Kapak Kulp Profili



MD-543

18/19 mm Kamalı
Kulp Profili

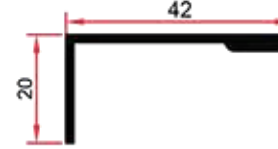
MD-544

18/19 mm Kamalı
Kulp Profili

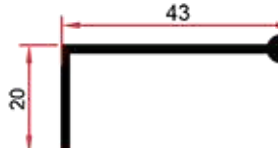
MD-443

18 mm Kamasız kulp
Birleştirme Profili

MD-548

18/25 mm Kamasız
Kulp Profili

MD-549

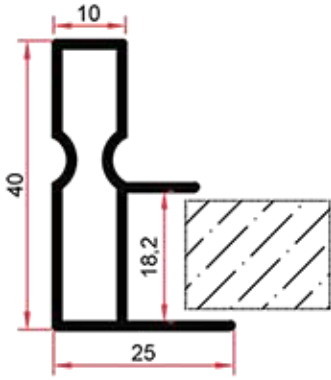
18/25 mm Kamasız
Kulp Profili

MD-550

18 mm Kamasız
Kulp Profili

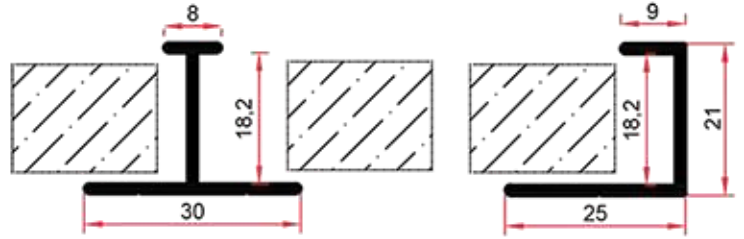
- Çakmalı ve geçmeli boy kulplar, tüm dolap ve çekmece kapaklarında yatay yada dikey olarak kullanılır.
- Özel ölçülerde ve renklerde üretim yapılabilir.
- Entegre boy kulplarda özel ölçülerde kертme - yırtma işlemi yapılabilir.

18 mm Suntalam Uygulama Profilleri



18 mm Boykulp prof.

MD-553

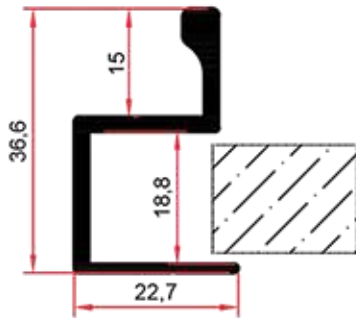


18 mm Ara Kayıt/H birleřtirme prof.

MD-555

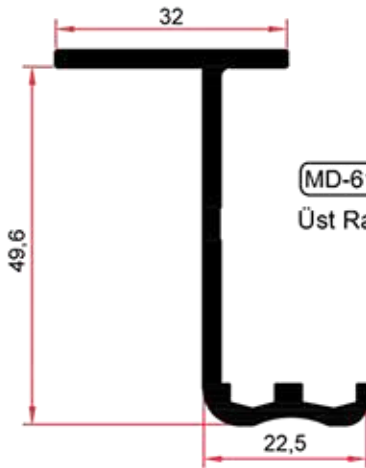
18 mm Boykulp karřılıđı prof.

MD-556



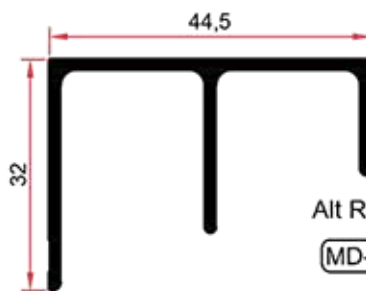
18 mm Boykulp prof.

MD-551



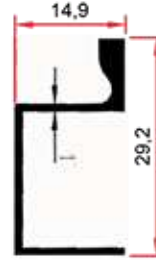
MD-610

Üst Ray prof.



Alt Ray prof.

MD-611



18 mm Boykulp prof.

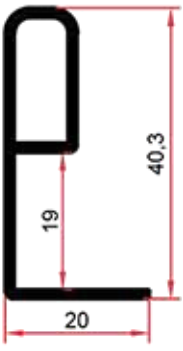
MD-551 B



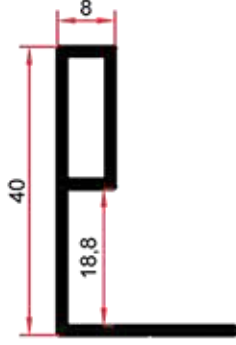
Derz Çıtası

MD-403

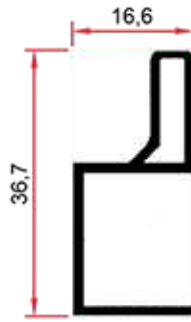
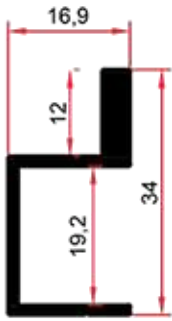


18 - 19 mm Suntalam Uygulama Profilleri

MD-561

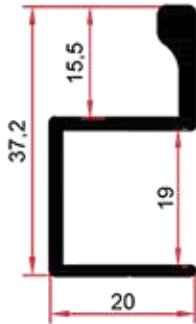
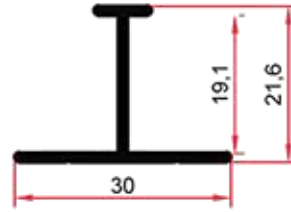
19 mm Boykulp


MD-560

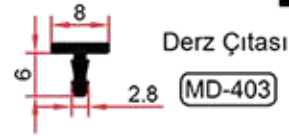

19 mm Boykulp


MD-560 A Kulp Profili

MD-565

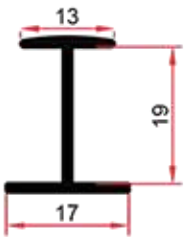
19 mm Boykulp


MD-564

MD-570

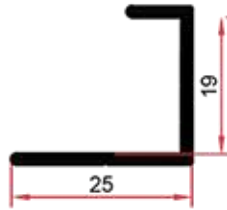
19 mm Ara Kayıt / H Birleřtirme



Derz Çıtası

MD-403

MD-571

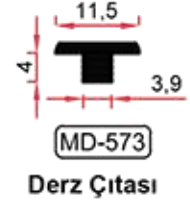
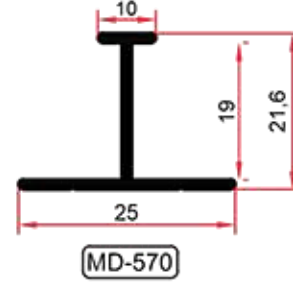
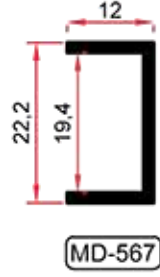
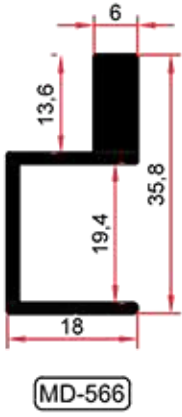
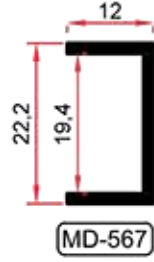
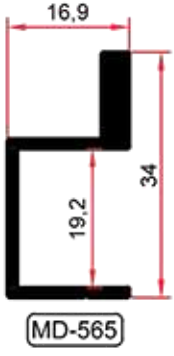
19 mm Ara Kayıt / H Birleřtirme


MD-572

19 mm Boykulp Karřılıđı



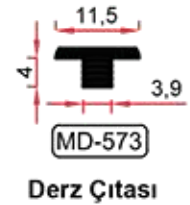
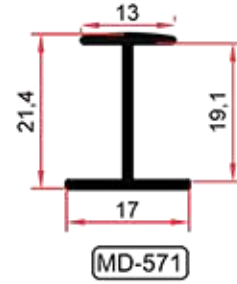
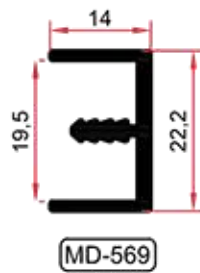
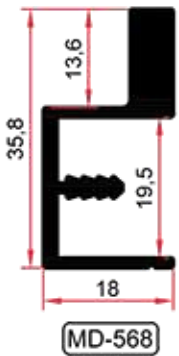
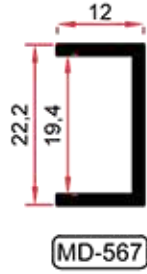
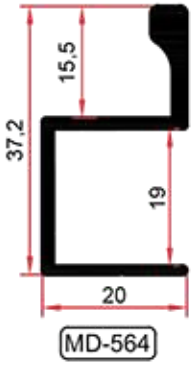
Krom Görümlü Kapak Profilleri



Ara Kayıt
H Birleştirme

↑
19 mm BOY KULP
↓

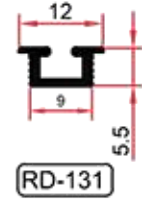
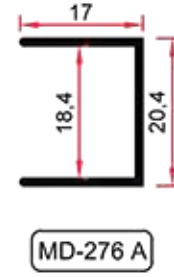
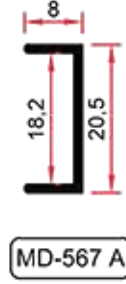
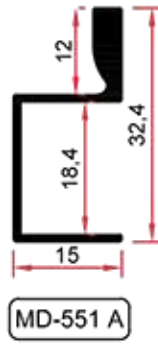
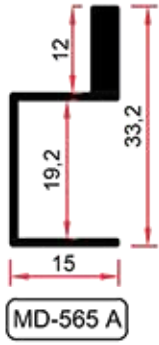
↑
19 mm BOY KULP
KARŞILIĞI
↓



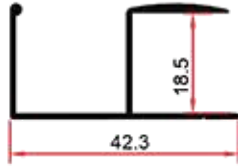
19 mm Ara Kayıt
H Birleştirme



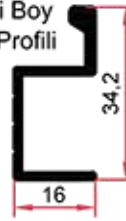
Krom Görünümlü Kapak Profilleri



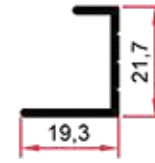
MD-482
18 mm Boy
Kulp Profili




MD-551 C
Çizgili Boy
Kulp Profili




MD-276 C
Çizgili Boy
Kulp Profili Karşılığı




MD-483
18 mm Boy
Kulp U su



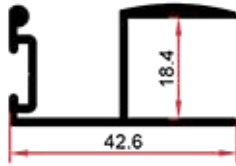
MD-603 A Çiftli Alt-Üst Ray



MD-605 Çiftli Alt-Üst Ray

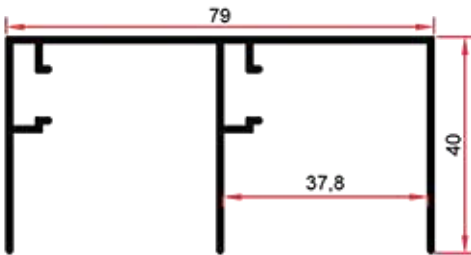


MD-485
18 mm Boy
Kulp Profili
Çarpma Fitilli

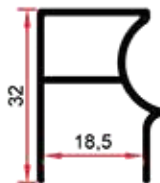


Yeniler ve Albatır mekanizmalarına uygun alüminyum sürgü ray kapak sistemi:

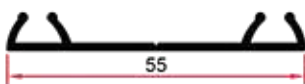
MD-594 Üst Ray Profili



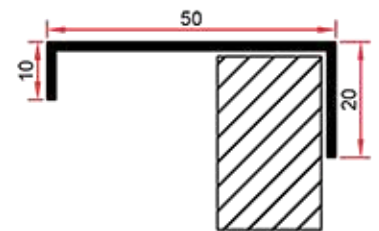
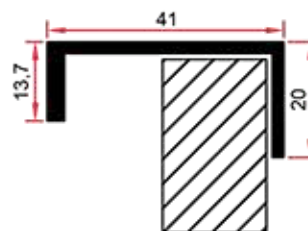
MD-504 Boy Kulp




MD-604 Alt Ray Profili



MD-507 Çok Amaçlı Kulp Profili MD-508



Junior Sistem Özellikleri



Ayarlı frenli sürgü kapak mekanizması 80 kg taşıma kapasitelidir.
Alt teker rulman ve poliamid kaplıdır.



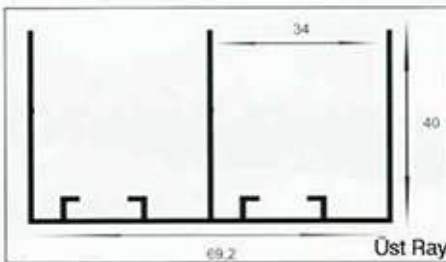
Ayarlı Alt Makara



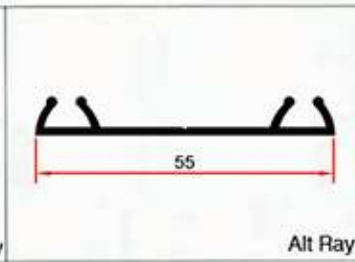
Üst Klavuz (Sağ)



Üst Klavuz (Sol)



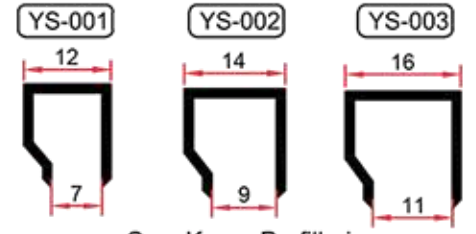
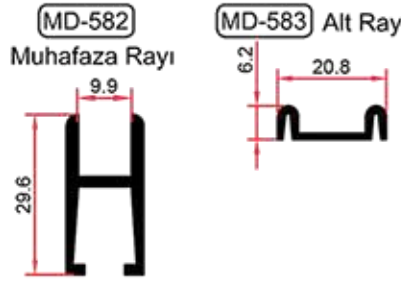
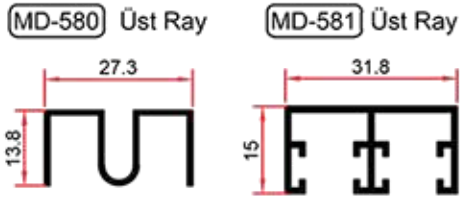
YAS-80 P5



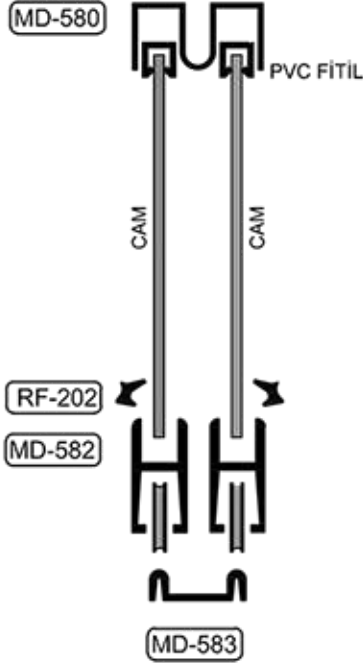
MD-604

Kapak Frenleme Sistemi (Üst)





Cam Kenar Profilleri



Kıl Fitolü



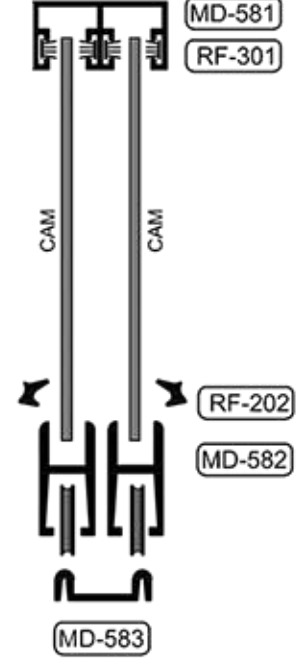
RF-301 5 mm

Dolgu cam Fitolü



RF-202

- Alüminyum profil içinde çalışan rulmanlı makaralardan oluşur.
- Çok seri hareket sistemine sahiptir.
- Diğer tüm sürme camlı kapaklarla uyumludur.



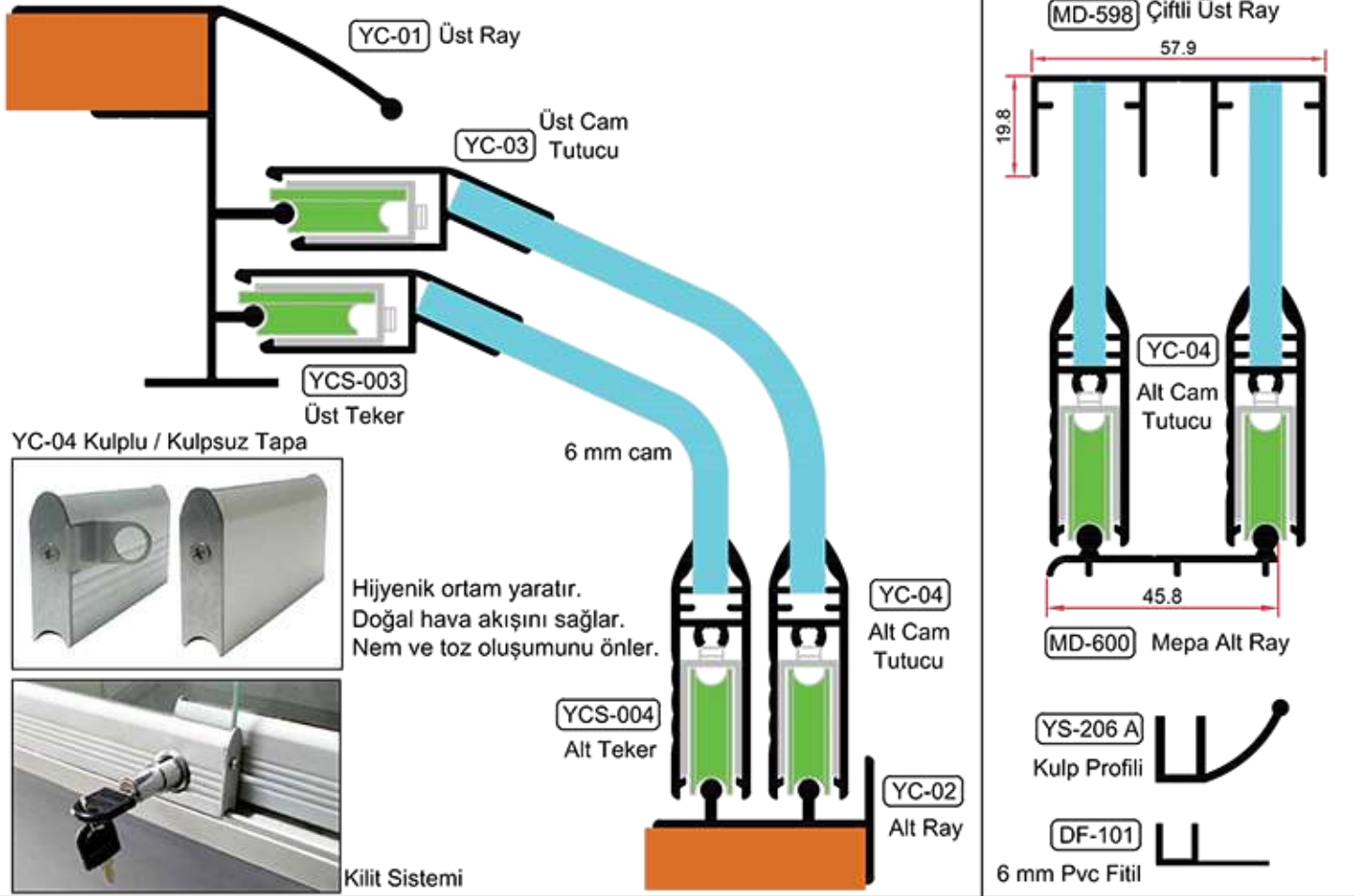
Sert PVC Fitolü

Cam Kapağın MD 580 üst raya sürüp ses çıkarmaması için kullanılır. Camın üst kısmının her iki ucuna takılır.

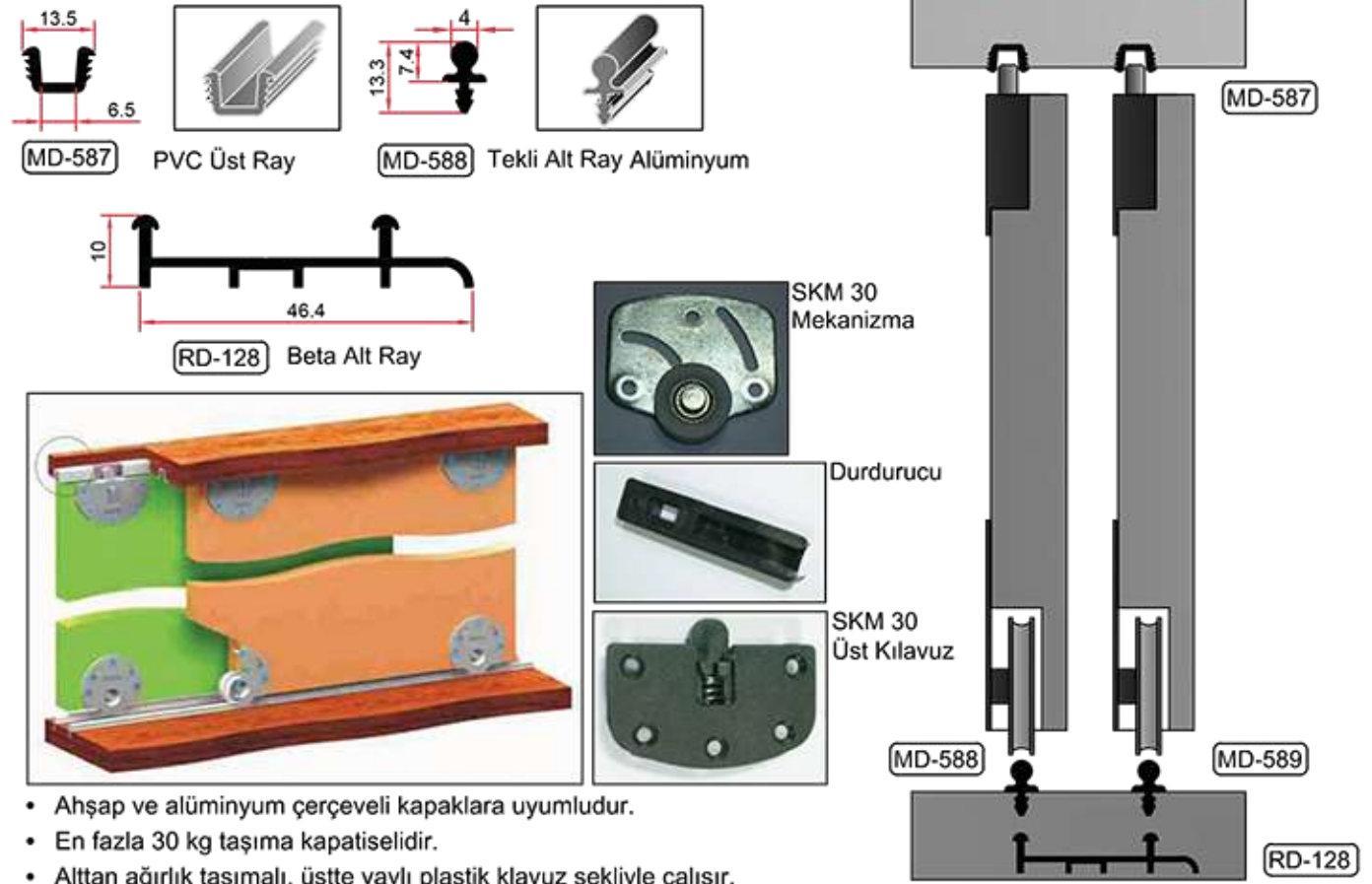
CSS-15
Sürgü Mekanizması

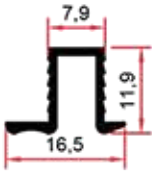
Alyan Anahtarı



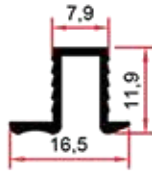


SKM 30 HAFİF SÜRME KAPAK SİSTEMİ

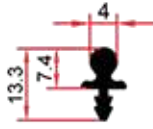


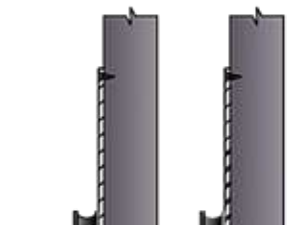
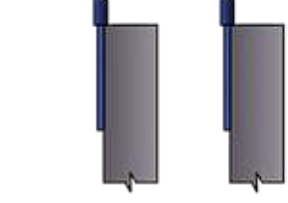
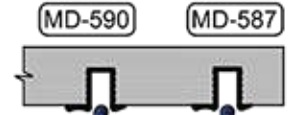


SKM 31 HAFİF SÜRME KAPAK SİSTEMİ
(SKM 31 LIGHT SLIDING COVER SYSTEM)

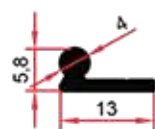
MD-590 Üst Ray Alm.



SKM 45 Metal Üst Kılavuz



MD-588 Alt Ray Alm.



MD-589 Alt Ray Dışarıdan Vidalı



PVC Üst Durdurucu



RD-128 Beta Alt Ray

SKM 30 Mekanizma



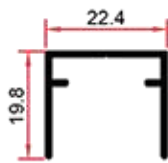
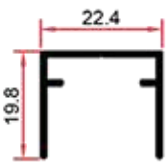
MD-588

MD-589

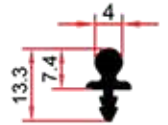
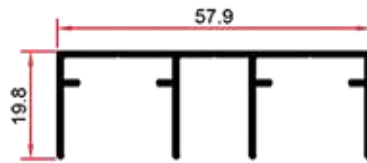
RD-128

SKM 40 HAFİF SÜRME KAPAK SİSTEMİ

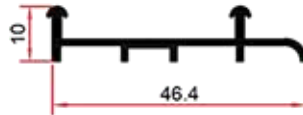
MD-595 Tekli Üst Ray



MD-598 Çiftli Üst Ray



MD-588 Alt Ray Alm.



RD-128 Beta Alt Ray

MD-595

MD-598

MD-588

MD-589

RD-128

SKM 30 Mekanizma

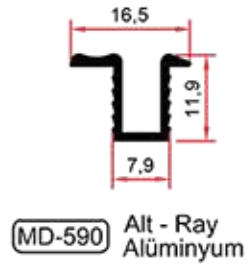
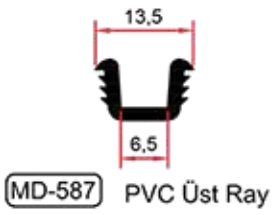


Durdurucu


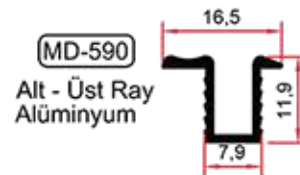


PKM 80 Optimum Metal Üst Kılavuz



SKM 41 HAFİF SÜRME KAPAK SİSTEMİ
 (SKM 41 LIGHT SLIDING COVER SYSTEM)

SKM 45 Makara

PVC Üst Klavuz

PVC Alt Durdurucu

SKM 45 HAFİF SÜRME KAPAK SİSTEMİ

SKM 45 Makara

SKM 45 Metal Üst Klavuz

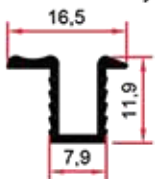
PVC Alt Durdurucu


* SKM 41-SKM 45 - SKM 46 Grubunda kapak hareketi SKM 45 makara ile yapılır.


* SKM 41 modelinde PVC, SKM 45 modelinde metal, SKM 46 modelinde makaralı klavuzlama kullanılmaktadır. Üst klavuzlama modele göre değişir.

SKM 46 HAFİF SÜRME KAPAK SİSTEMİ

MD-590 Alt - Üst Ray Alüminyum

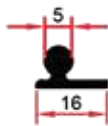
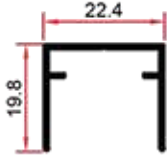

PVC Alt Durdurucu

SKM 45 Klavuzlama

SKM 45 Makara


TEKLİ RAY SİSTEMİ BAĞIMSIZ KAPAK KALINLIKLARI İÇİN
(SINGLE RAIL SYSTEM FOR INDEPENDENT COVER THICKNESSES)

MD-595 Tekli Üst Ray

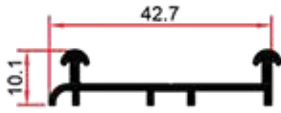
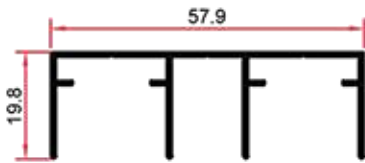


MD-596 Tekli Alt Ray

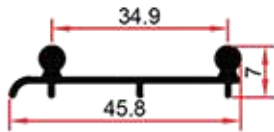
MD-597

STANDART RAY SİSTEMİ
16/18 MM KALINLIKTA KAPAKLAR İÇİN

MD-598 Çiftli Üst Ray

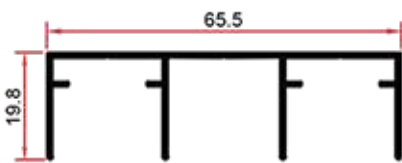


MD-599 Alt Ray

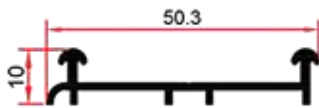


MD-600 Mepa Alt Ray


GENİŞ RAY SİSTEMİ
20/30 MM KALINLIKTA KAPAKLAR İÇİN



MD-601 Çiftli Üst Ray



MD-602 Alt Ray



SKM 80 Ayarlı Makara



Durdurucu



Metal Klavuz

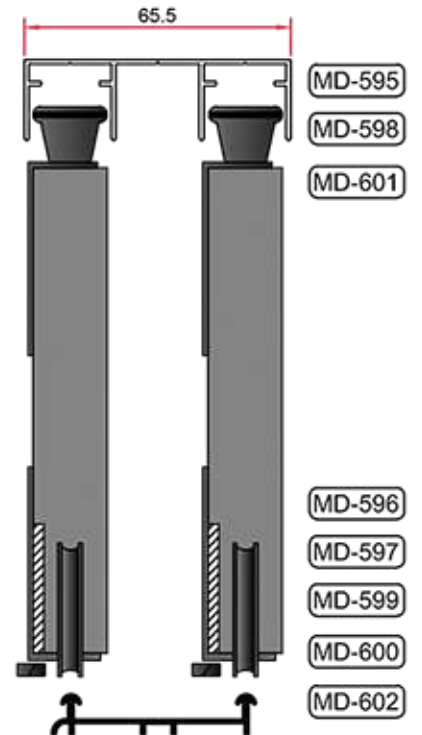


RDM-102 Frenleme Mekanizması (Dolap İçi)

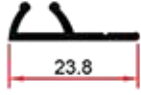


RDM-106 hız ayarlı modeli mevcuttur.


- Kapak hareketi SKM 80 AY
- Makara ile sağlanır.
- Yükseklik Ayarı yapılabilir.
- Klavuzlanma ayarı yapılabilir.
- Akıcı bir harekete sahiptir.



MD-603 Tekli Alt-Üst Ray




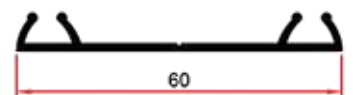
MD-603 A Çiftli Alt-Üst Ray




MD-604 Çiftli Alt-Üst Ray




MD-605 Çiftli Alt-Üst Ray



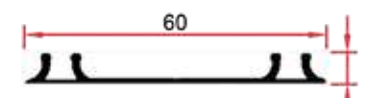
MD-606 Alt Ray Profili



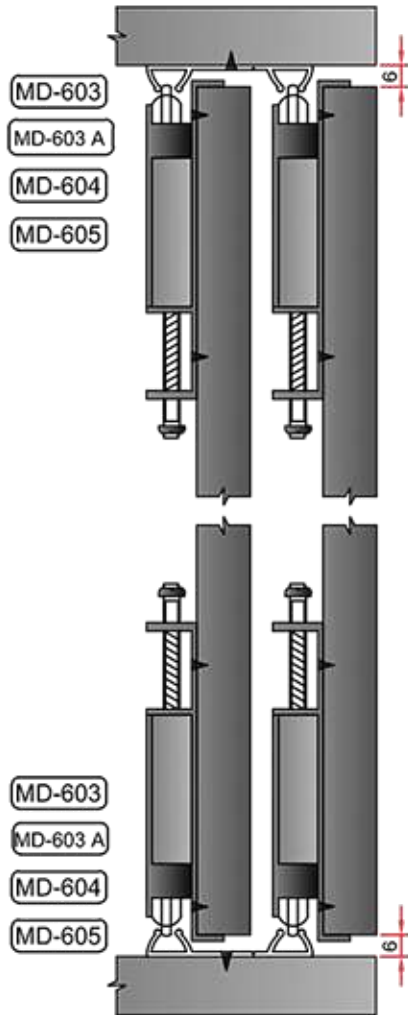
MD-606 A Alt Ray Profili



MD-604 A Alt Ray Profili



MD-604 C Alt Ray Profili



PKM 80 Ayarlı Alt - Üst Makara



PKM 80-A (İnce) Ayarlı Alt Üst Makara



RDM-106 Hız Ayarlı Frenleme Mekanizması (Dolap İçi)



PVC Durdurucu



RDM-102 Frenleme Mekanizması (Dolap İçi)




- Kapak hareketi ile klavuzlama, tek bir makara (PKM-80) ile sağlanır.
- Klavuzlama makarası aynıdır.
- Kapakların toplam kalınlığına göre tekli veya çiftli ray tercihi yapılabilir
- Yükseklik ayarı mümkündür
- Akıcı bir harekete sahiptir.

MD-603 Tekli Alt-Üst Ray



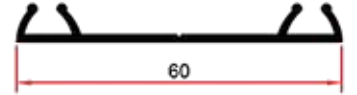
MD-603 A Çiftli Alt-Üst Ray




MD-604 Çiftli Alt-Üst Ray




MD-605 Çiftli Alt-Üst Ray



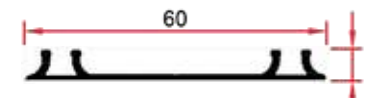
MD-606 Alt Ray Profili



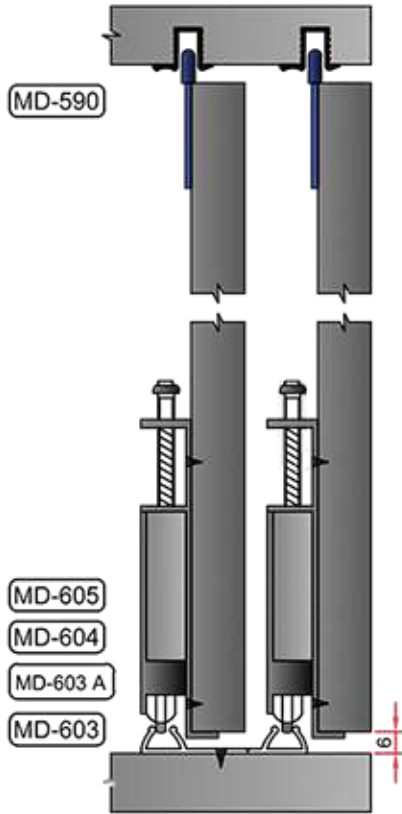
MD-606 A Alt Ray Profili



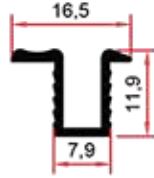
MD-604 A Alt Ray Profili




MD-604 C Alt Ray Profili



MD-590



MD-590 Üst - Ray Alüminyum



Metal Üst Kılavuz



PKM 80 Ayarlı Alt - Üst Makara



PKM 80-A (İnce) Ayarlı Alt Üst Makara



RDM-106

Hız Ayarlı Frenleme Mekanizması (Dolap İçi)



RDM-102

Frenleme Mekanizması (Dolap İçi)



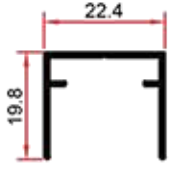
PVC Durdurucu



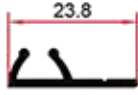
- Kapak hareketi PKM 80 makara ile sağlanır.
- Kılavuzlama, metal klavuz ile uygulanır.
- Kapakların toplam kalınlığına göre tekli veya çiftli ray tercihi yapılabilir
- Yükseklik ayarı mümkündür
- Akıcı bir harekete sahiptir.

• Bağımsız Kapak Kalınlıkları için

MD-595 Tekli Üst Ray

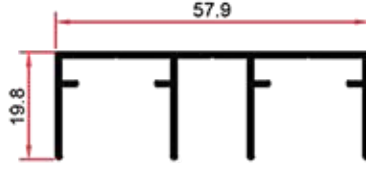


MD-603 Tekli Alt Ray




• 16-18 mm Kalınlıklı Kapaklar için

MD-598 Çiftli Üst Ray

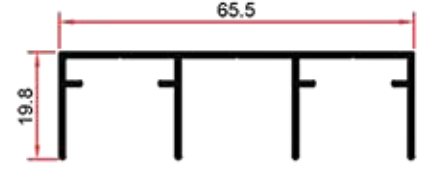


MD-603 A Çiftli Alt Ray



• 20-30 mm Kalınlıklı Kapaklar için

MD-601 Çiftli Üst Ray



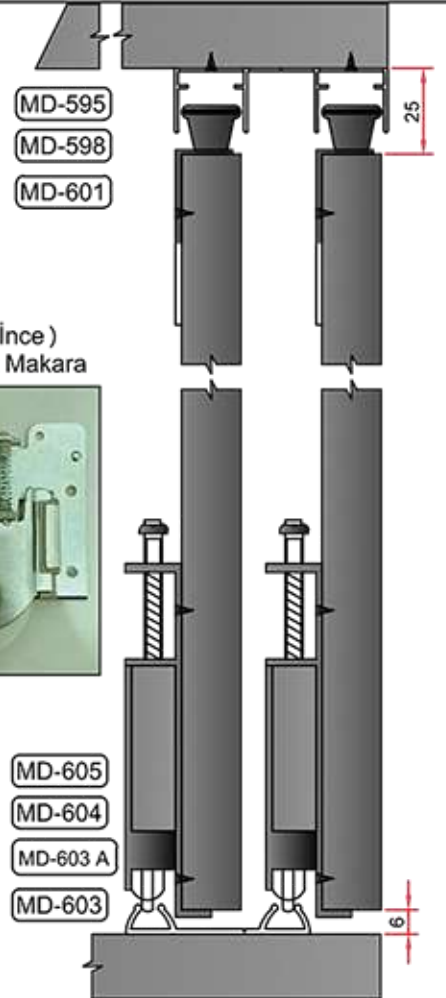

MD-604 Çiftli Alt Ray



• 30-35 mm Kalınlıklı Kapaklar için



MD-605 Çiftli Alt Ray



Durdurucu



Üst Klavuz



PKM 80 Ayarlı Alt Üst Makara



PKM 80-A (İnce) Ayarlı Alt Üst Makara

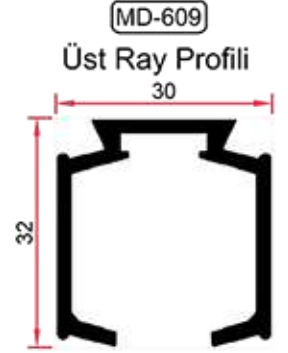
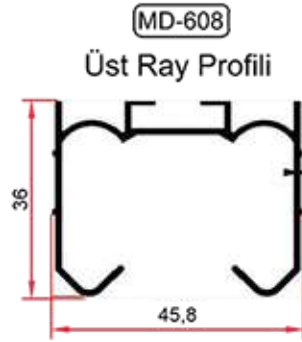
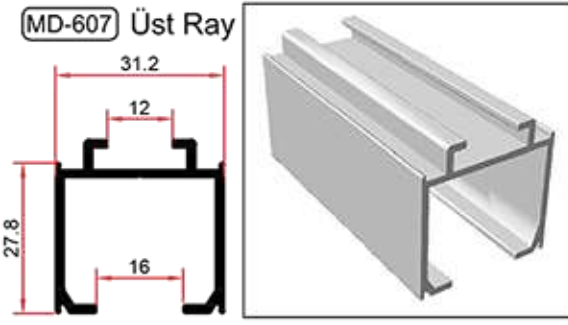


RDM-102 Frenleme Mekanizması (Dolap İçi)



RDM-106 hız ayarlı modeli mevcuttur.


- Kapak hareketi PKM 80 makara ile sağlanır.
- Kılavuzlama makarası ayrıdır.
- Kapakların toplam kalınlığına göre tekli veya çiftli ray tercihi yapılabilir
- Yükseklik ayarı mümkündür
- Akıcı bir harekete sahiptir.



•MÇ 01 / 02 / 03 / 04 nolu profilleri ile dekoratif askılı / sürgülü kapı uygulamaları yapılabilir.

SM 100
Sürgü Mekanizması

Duvar Askı
Aparatı



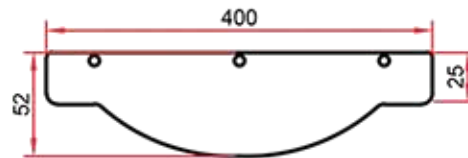
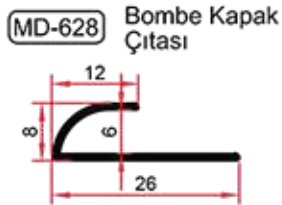
Durdurucu

Alt Klavuz
Aparatı



- Yükseklik ayarlıdır.
- En fazla 51 kg taşıma kapasitesine sahiptir
- Mekanizma tavana üstten yan bazaya, yandan asma aparatı ile bağlanır.

BOMBE KAPAK UYGULAMALARI



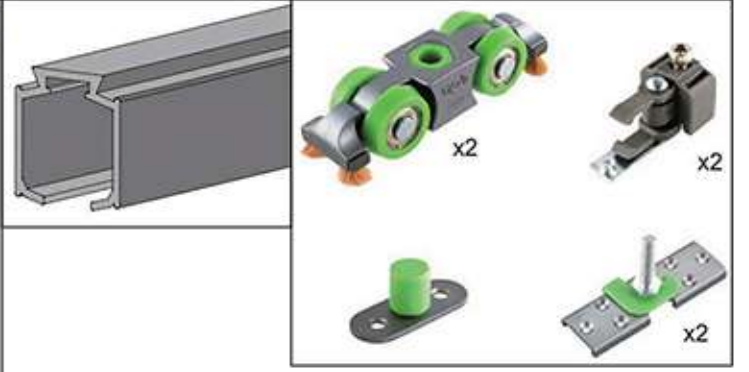
BKP-01 Bombe Kapak Şapkası (* Gri * Krem)



Sađ - Sol Frenli Ahşap / Cam Kapi Mekanizması



Frensiz Ahşap Kapi Mekanizması



İçten Çalıřan Ahşap Sürgü Kapak Mekanizması / İçten Çalıřan Alüminyum Sürgü Kapak Mekanizması



Ray Kapak Mekanizmaları


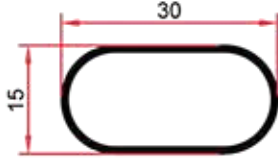
Yaylı Tek Teker

Yaylı Çift Teker

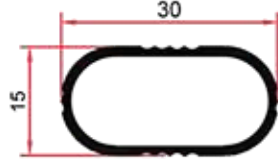
Üst Kılavuz



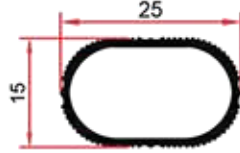
MD-630
15x30 Düz
Askı Borusu



MD-631
15x30 Çizgili
Askı Borusu



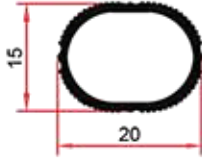
MD-632
15x25 Çizgili
Askı Borusu



Oval Askı Flanşı



MD-633
15x20 Çizgili
Askı Borusu




MD-634
8x10 Çizgili
Pantolonluk/Beşik
Borusu




MD-635
8x10 Düz
Pantolonluk/Beşik
Borusu



MD-636
10x12 Düz
Pantolonluk/Beşik
Borusu



MD-637
Çizgili
Askı Borusu



MD-880
İçi Dolu
Pantolonluk



MD-639
İçi Dolu
Pantolonluk

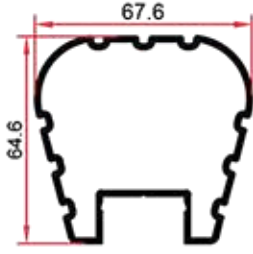


MD-640
İçi Dolu
Pantolonluk



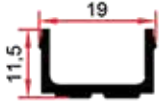
MD-657

Ranza
Ayak Prf.



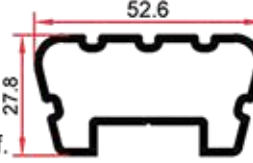
MD-658

Kapak Prf.



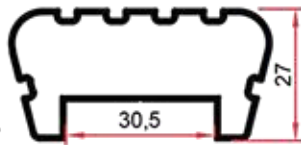
MD-659

Merdiven /
Basamak Prf.



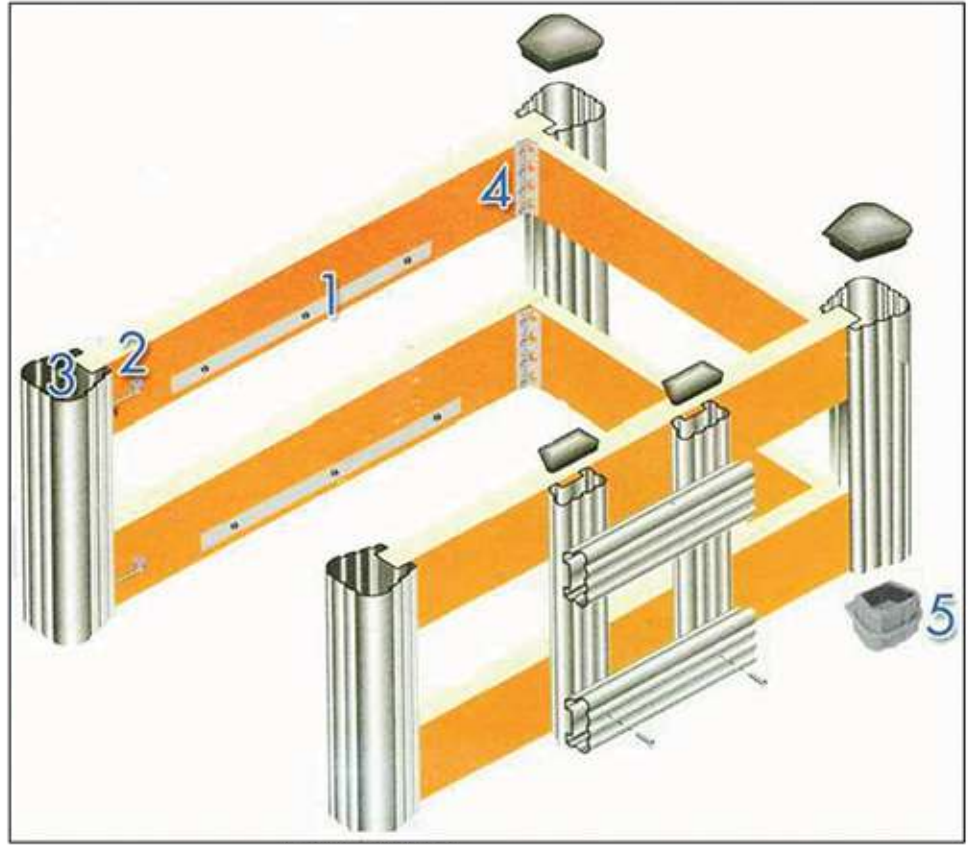
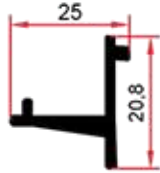
MD-659 A

Merdiven /
Basamak Prf.



MD-660

Alt Taşıyıcı Prf.




- Karyola alt taşıyıcı profilini (MD-660) ahşabın (transversin) iç tarafına vidalayınız.
- Minifiksleri ahşaba monte ediniz.
- Minifiks karşılıkları için alüminyum ayaklara delik açınız.
- Ahşabları iç taraftan karyola köşe bağlantısı ile bağlayınız.
- İkinci kat için ara birleştirici aparatını kullanınız.

Minifiks Bağlantı



Karyola Köşe
Bağlantısı



RNZ-101 Ayak Tapası



RNZ-103 Basamak
Tapası



RNZ-102 Ara Birleştirici



Not: Bağlantı elemanları opsiyoneldir.

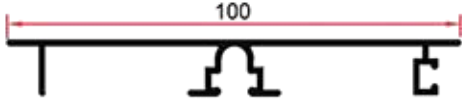
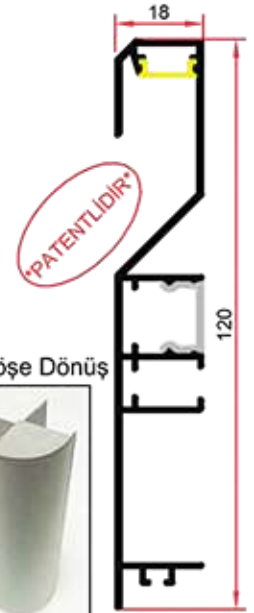
RANZA TAKIM İÇERİKLERİ

* Lüks Takım :

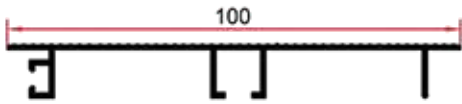
- Ranza Ayakları
- Merdiven / Basamak
- Korkuluk
- Alt Taşıyıcı
- Tapalar ve Kapaklar

* Standart Takım :

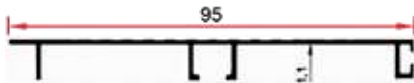
- Ranza Ayakları
- Merdiven / Basamak
- Korkuluk
- Tapalar


YA-092
 Ledli Baza / Süpürgelek
**MD-670**

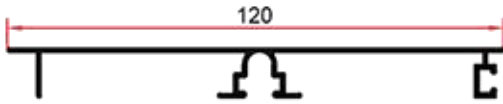
10 cm Düz Baza

**MD-671**

10 cm Çizgili Baza

**MD-672**

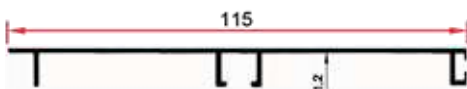
10 cm Dalgalı Baza

**MD-675**

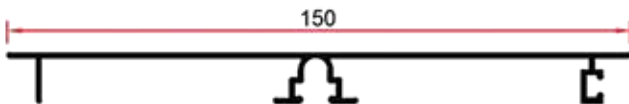
12 cm Düz Baza

**MD-676**

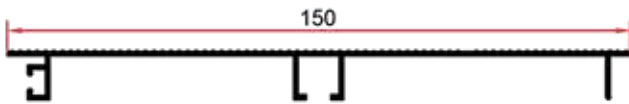
12 cm Çizgili Baza

**MD-677**

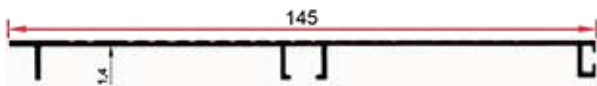
12 cm Dalgalı Baza

**MD-678**

15 cm Düz Baza

**MD-679**

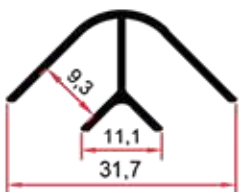
15 cm Çizgili Baza

**MD-680**

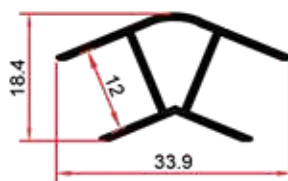
15 cm Dalgalı Baza

MD-445 İç / Dış Köşe Dönüş

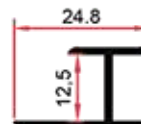
Baza Klipsi

**BF-101**
Baza Fitolu**MD-682**

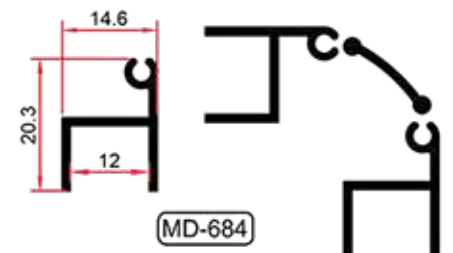
90° Baza Dönüşü

**MD-683**

135° Baza Dönüşü


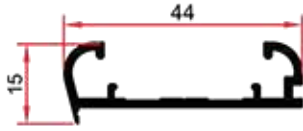
**MD-788**

H Birleştirme Profili

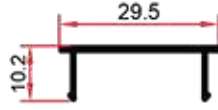
**MD-684**

Değişken Açılı Baza Dönüşü

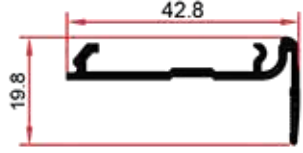
MD-690

4 cm Tezgah
Alın Profili

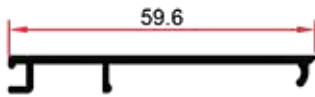
MD-690 A

4 cm Tezgah Alın
Kapama Profili

MD-691

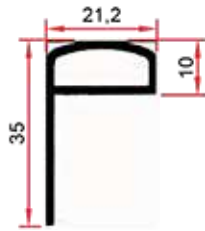
6 cm Tezgah
Alın Profili

MD-691 A

6 cm Tezgah Alın
Kapama Profili

MD-692

Mermer Alın Kapama Profili

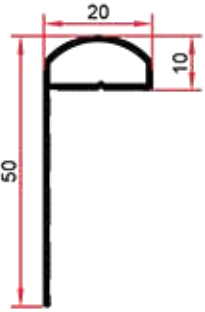


MD-690 DIŞ KÖŞE DÖNÜŞ

MD-690 İÇ KÖŞE DÖNÜŞ

MD-692 A

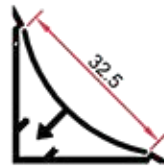
Mermer Alın Kapama Profili




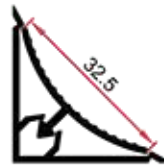
SAĞ - SOL KAPAMA

İÇ KÖŞE DÖNÜŞ - DIŞ KÖŞE DÖNÜŞ

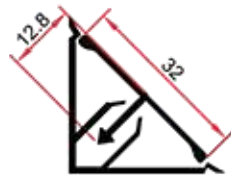
MD-693

32.5 mm Radüslü Düz
İç Bükey Süpürgelik
(PVC Altıklıklı)

MD-694

32.5 mm Radüslü
İç Bükey Süpürgelik
(Çizgili)
(PVC Altıklıklı)

MD-695

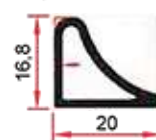
32 mm Düz
Süpürgelik
(PVC Altıklıklı)

MD-696


32 mm Çizgili
Düz Süpürgelik
(PVC Altıklıklı)

MD-790


Duşakabin Profili



MD-697 6 mm Piyon Çubuk



MD-698 5 mm Piyon Çubuk



MD-699 4 mm Piyon Çubuk



Piyon Tutucu

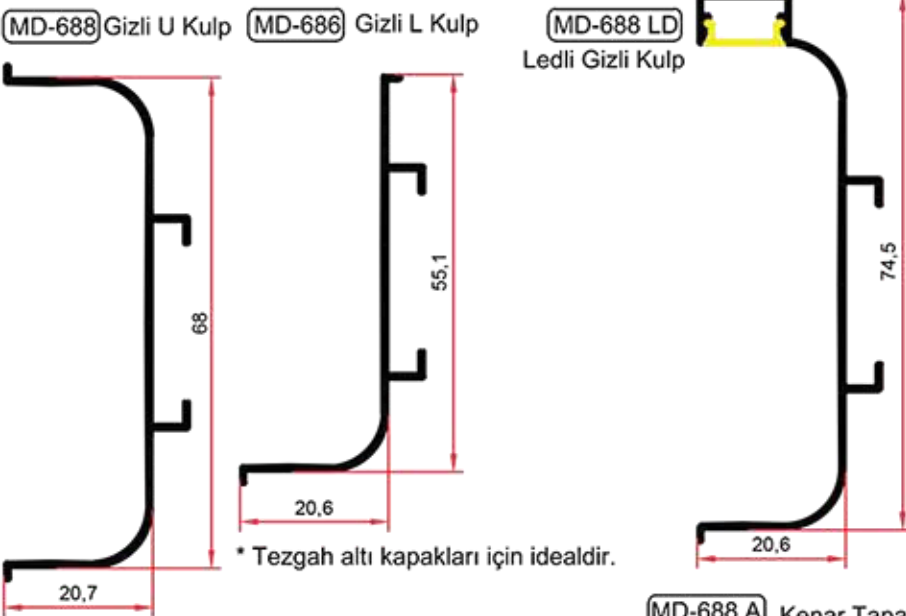




Dolap arkası kullanımlar için arkalık yerleştirme yuvası

- * Mutfak ve banyolarda, evye ya da lavabo altlarında, dolap kapaklarının kapanması amacıyla ihtiyaç olunan dekoratif yatay ön kayıt görevini görür.
- * Dolaplara mukavemet ve montaj kolaylığı sağlar.
- * Lavabo giderinden dolayı dolap arkasında oluşan zayıf arkalık takılma yuvası mevcuttur.

GİZLİ KULP MODELLERİ



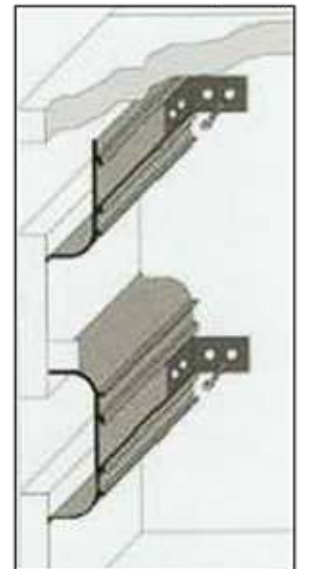
* Üst üste gelen kapakların arasında kullanılır.

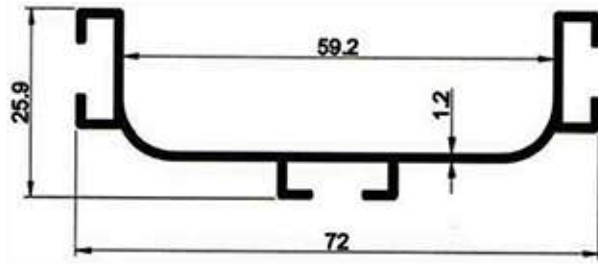
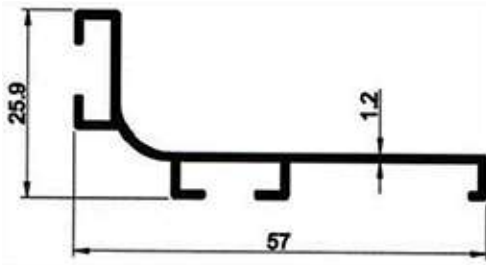


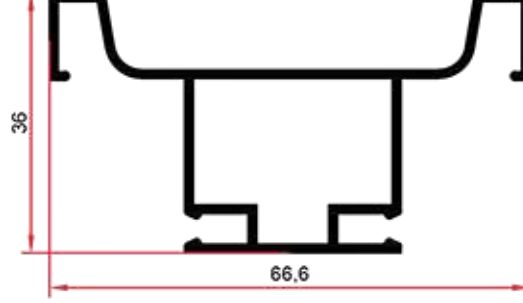
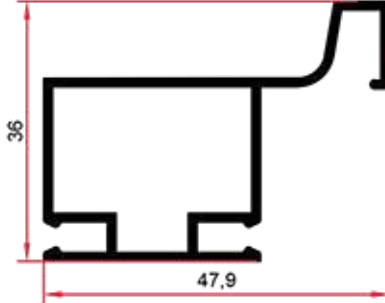
* Kulpların dolap içi sağ sol duvar montaj aparatıdır.



* Gizli kulplar dolap kapaklarına herhangi bir kulp takılmadan kapak arkasında parmak girecek kadar boşluk oluşturularak kapağı parmaklarımızla açmamızı sağlar.



MD-686 L
 Gizli L Kulp

MD-688 L
 Gizli U Kulp

MD-689 L
 Gizli L Kulp

MD-689
 Gizli U Kulp

TEZGAH ARA ÇİTALARI - YAN KAPAMALAR
 (WORKTOP MIDDLE MOULDING - SIDE COVERING)

DÜZ TABANLI (DAMLALIKLI) TEZGAHLAR 28-30 mm
YK-001 Çizgili Yan Kapama
 (Düz Tabanlı)

 Uzunluk = 60 cm
 70 cm

AÇ-002 Dönüş Ara Çıtası
 (Açık Alın)

 Uzunluk = 60 cm
 70 cm

AÇ-004 Uzatma T Ara Çıtası
 (Açık Alın)

 Uzunluk = 60 cm
 70 cm

AÇ-005 Uzatma Ara Çıtası
 (Kapalı Alın)


Uzunluk = 65 cm

OVAL TABANLI TEZGAHLAR 28-30 mm
YK-008 Çizgili Yan Kapama
 Oval Tabanlı


Uzunluk = 60 cm

AÇ-006 Dönüş Ara Çıtası
 (Kapalı Alın)


Uzunluk = 65 cm

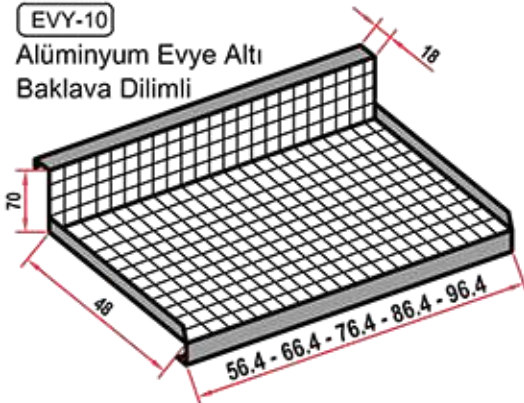
AÇ-007 Uzatma Ara Çıtası
 (Kapalı Alın)


Uzunluk = 65 cm

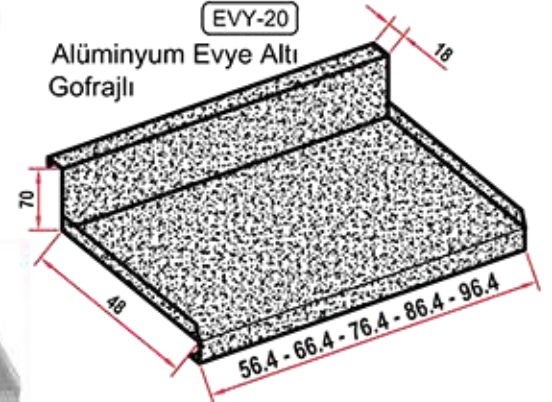
SYK-011 Setli Yan Kapama


Uzunluk = 65 cm


YÜKSEK SETLİ TEZGAHLAR
EVY-10

 Alüminyum Evye Altı
 Baklava Dilimli

ALÜMİNYUM EVYE ALTI
 (Aluminium Under Sink)

EVY-20


 Alüminyum Evye Altı
 Gofrajlı


MNF-7 Alüminyum Menfez



Menfez profilleri 6 mt uzunluktadır.
İstenilen ölçülere kesilir.

MNF-12 Alüminyum Menfez

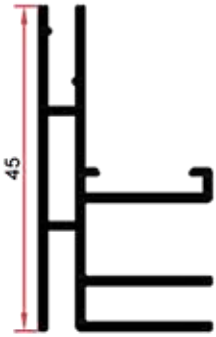


MNF-20 Alüminyum Menfez

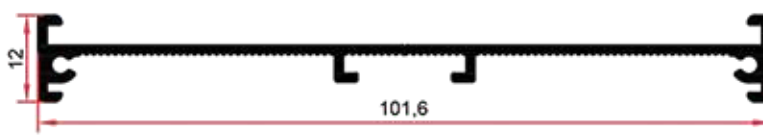


REKLAM PROFİLLERİ
(Advertisement Profiles)

YA-LB01 Işıklı Reklam Panosu Profili



YR-01 Reklam Yönlendirme İsimlik Profili



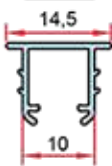
YRP-01

Reklam Panosu
Ölçüler için bilgi alınız

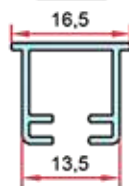


PLASTİK LED PROFİLLERİ
(Plastic Led Profiles)

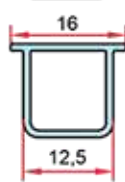
GP-001



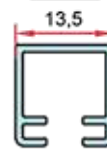
GP-002




GP-020



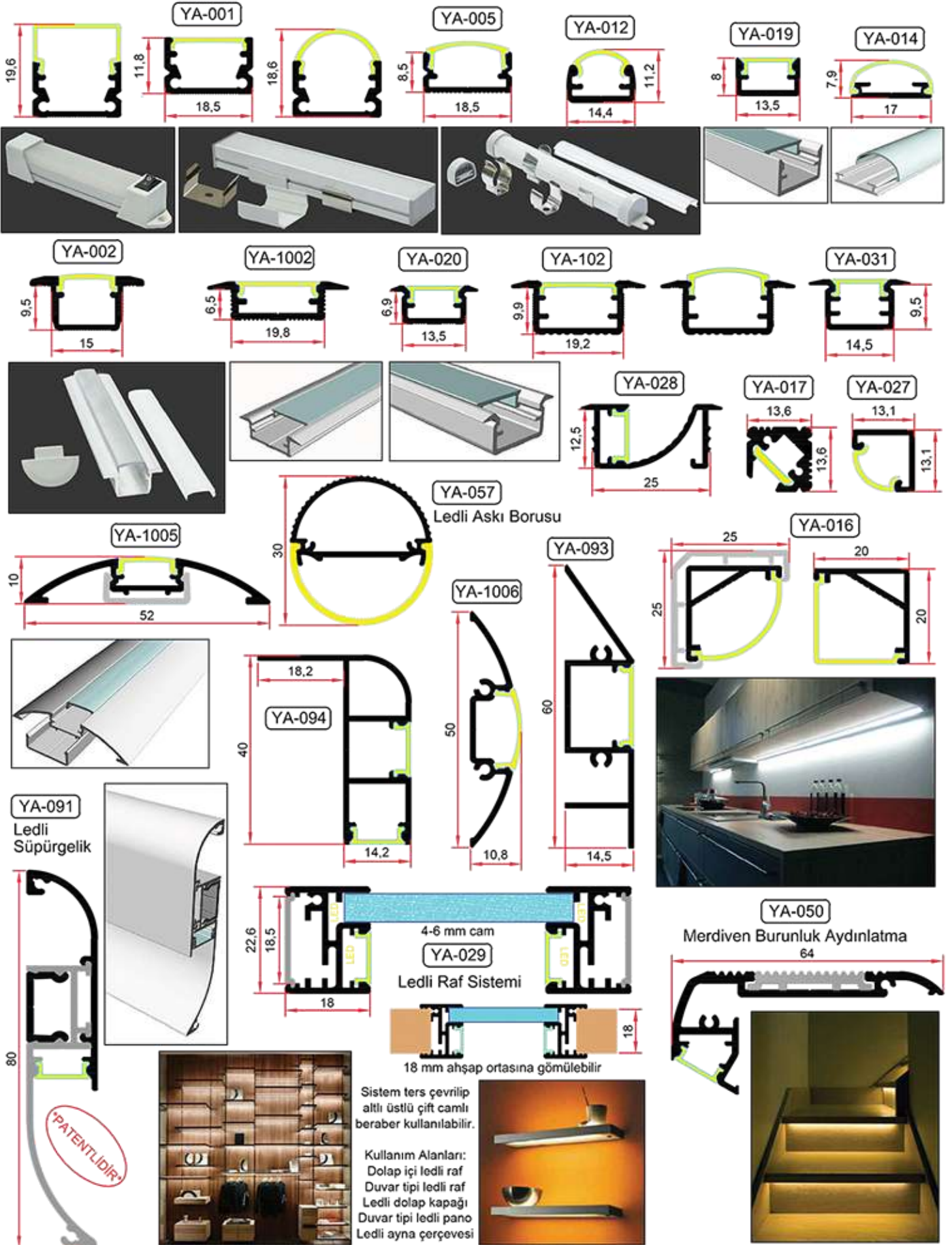
GP-030



GP-031

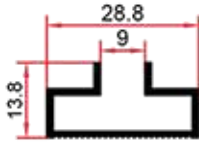


18 mm ahşap uygulamaları



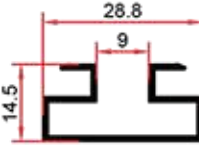
MD-735

Standart Askılık Profili




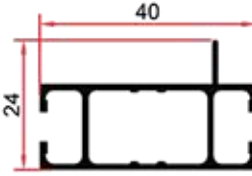
MD-737

Standart Askılık Profili



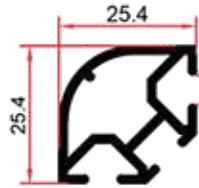
MD-738

Bağlantı Profili




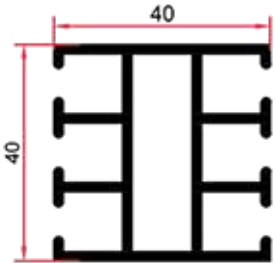
MD-739

Dikme Profili



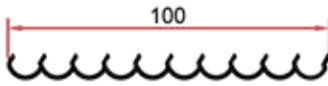
MD-740

Çok Amaçlı Sigma Profili



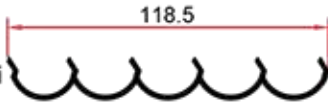
MD-741

CD lik Profili



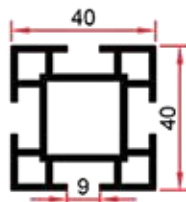
MD-742

DVD lik Profili



MD-732

Sigma Raf Profili



MD-745

Düz Raf Profili



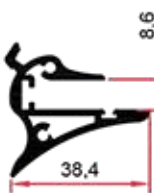
MD-746

Dalgalı Raf Profili



YKF-02

Cam Fiti



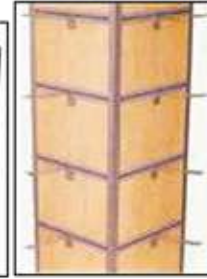
MD-746 A

Led Kanallı Cam Raf Tutucu Profili

ASK Askı Kancası



Uzunluk : 5, 10, 15, 20, 25, 30 cm



Üç Ayak -Zamak -Pvc



Sigma Bağlantı



Raf Pimi



Aparatlı Ayak



Aparatlı Teker




Dikme Tapası

Düz - Dalgalı Raf Askı Kancaları
Uzunluk : 5, 10, 15, 20, 25, 30 cm

Renk : Krom - Beyaz
Model : Tekli - Çiftli

Etiketlik
İstenilen ölçülerde yapılır



Kullanım Alanları:
Soyunma Odası
Mağaza
Eczane
Market

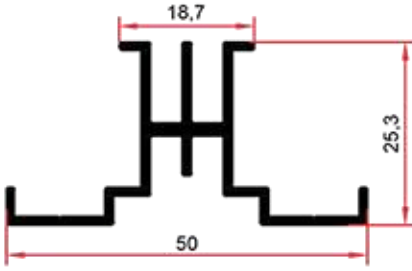


RAF DİKMESİ
 (SHELF PILLAR)

Uzunluk seçenekleri : 2.5 m - 2.8 m - 3 m

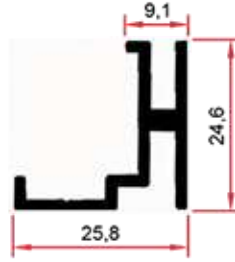
MD-734

Çiftli Raf Dikmesi



MD-734

Tekli Raf Dikmesi



1-Rafı oluşturan suntalam kolun içine oturur.

2-Rafı oluşturan suntalam kolun içine oturur.

3-Rafı oluşturan suntalam kolun üzerine oturur.

4-Rafı oluşturan suntalam kolun üzerine oturur.



Kol siparişlerinde sağ-sol kullanım yönü belirtilmelidir.

Renk alternatifleri : Krom

Galvaniz

Statik beyaz boya

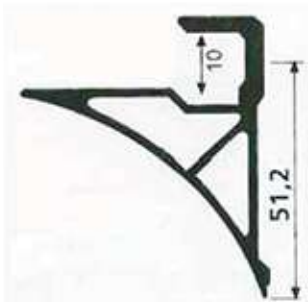
Toplu siparişlerde

istenilen renkte boyanır.



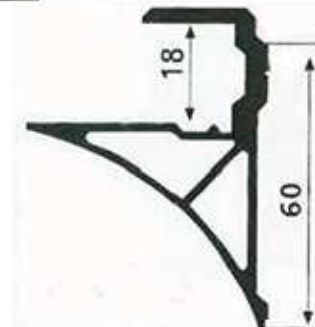
MD-743

10 mm Raf Tutucu

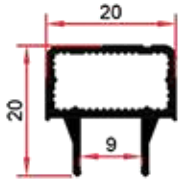


MD-744

18 mm Raf Tutucu

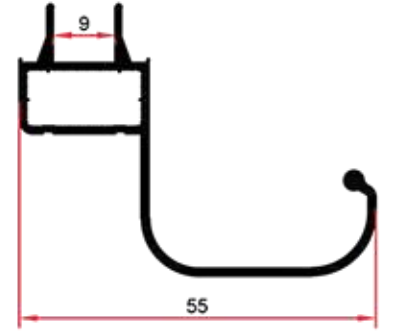
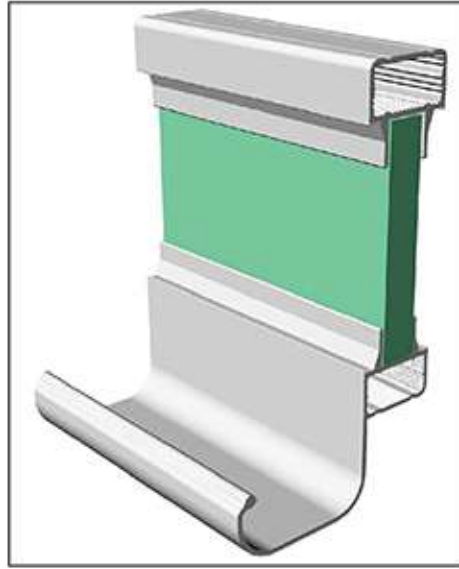


YAZI TAHTASI PROFİLLERİ VE AKSESUARLARI



Yazı Tahtası Çerçeve Profili

MD-770



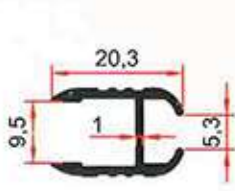

Yazı Tahtası Kalemlik Profili

MD-772

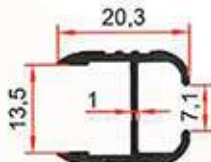


KB-301

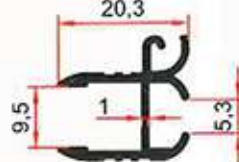
Yazı Tahtası Köşe Birleřtirme Aparatı



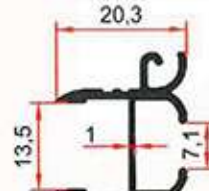
MD-773




MD-775



MD-774



MD-776

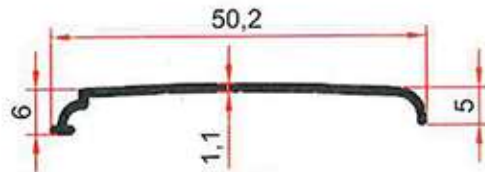


Yazı tahta köşesi 8'lik

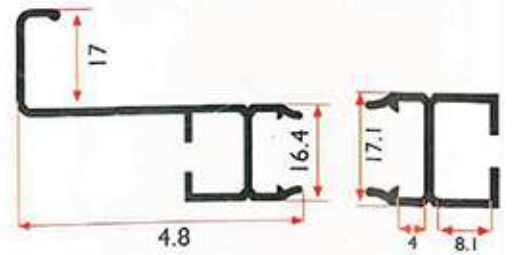
Yazı tahta köşesi 12'lik



Tebeřirlik tapası

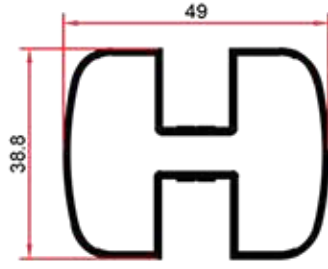
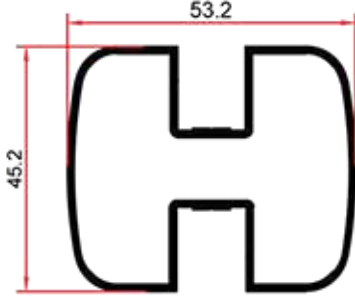
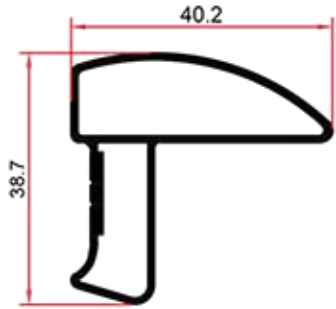
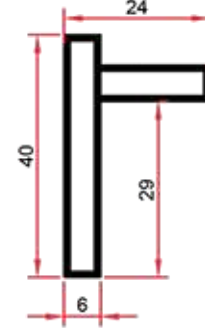
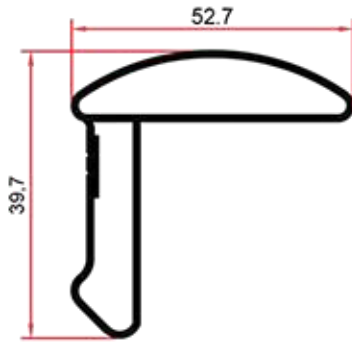
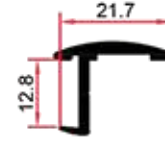
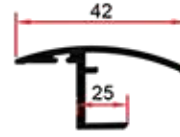
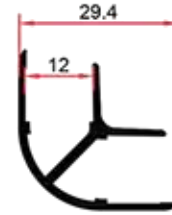


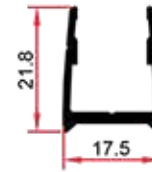
MD-777



MD-779

MD-778

MD-780
 Küçük Jumbo

MD-781
 Büyük Jumbo

MD-782
 Küçük Taç

MD-783
 Büyük Taç

MD-784
 Eko Düz Taç

MD-785
 Orta Bini

MD-786
 Büyük Bini

MD-787
 Köşe Dönüş

MD-788
 H Profil

MD-789
 U Profil


PASLANMAZ SERİSİ (304 KALİTE)
(STAINLESS SERIES - 304 QUALITY)

PA-01

18 MM AYAK
10 CM-12 CM-15 CM



PA-02

12 MM AYAK
10 CM-12 CM-15 CM



PK-01

MANDALLI KİLİT



PM-01

KARE MENTEŞE



PKU-01

KAPI KULBU



PLK-01

L KÖŞE



PYK-01

YILDIZ KİLİT



PAS-01

ASKI STOPER



PAS-02

EKONOMİK ASKI



PM-02

YAYLI MENTEŞE



ALÜMİNYUM SERİSİ
(ALUMINIUM SERIES)

AA-01

YANDAN BAĞLANTILI AYAK
10 CM-12 CM-15 CM



AK-01

SÜRGÜLÜ KİLİT (SIFIR KAPAZLAMA)



AMN-01

MENTEŞE (KAPAZLAMA)



AAS-01

ASKI STOPER



AKU-01

KULP



AMN-02

MENTEŞE (SIFIR BİTİM)



AYMN-01

YAYLI MENTEŞE



YAPIŞKANLI
BİNİ FİTİLİ



PLASTİK SERİSİ (NAYLON ESASLI GRİ - SİYAH RENKLİ)
(PLASTIC SERIES - NYLON MATERIALED WITH GRAY / BLACK COLORED)

PLA-01

AYAK 10-12-15 CM



PLK-01

KİLİT



PLM-01

MENTEŞE



PLKS-01

L KÖŞE



PLKU-01

KULP



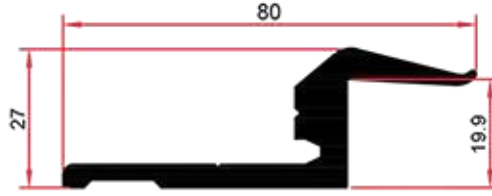
PLAS-01

ASKI



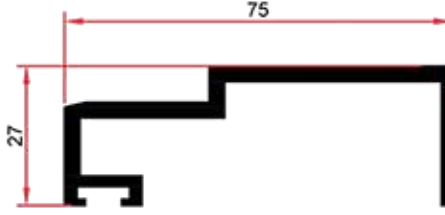
MD-800

Askı Kanca Profili



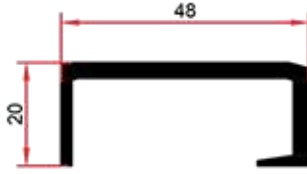
MD-801

Askı Rayı Profili
(Duvara montaj için)



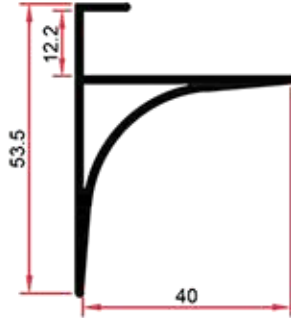
MD-802

Askı Rayı Profili
(Dikey konstrüksyon
profillerine montaj için)



MD-803

Tavan Bitim Profili



MD-804

Duvara Asma Profili
Duvarlara Panel Kaplama,
Ayna - Çerçeve Asma,
Çok amaçlı asma-montaj
sistemlerinde kullanılır.

PATENTLİDİR



MD-806

Raf Profili
Çok amaçlı asma
sistemlerinde kullanılır



MD-806 A

YKR-634

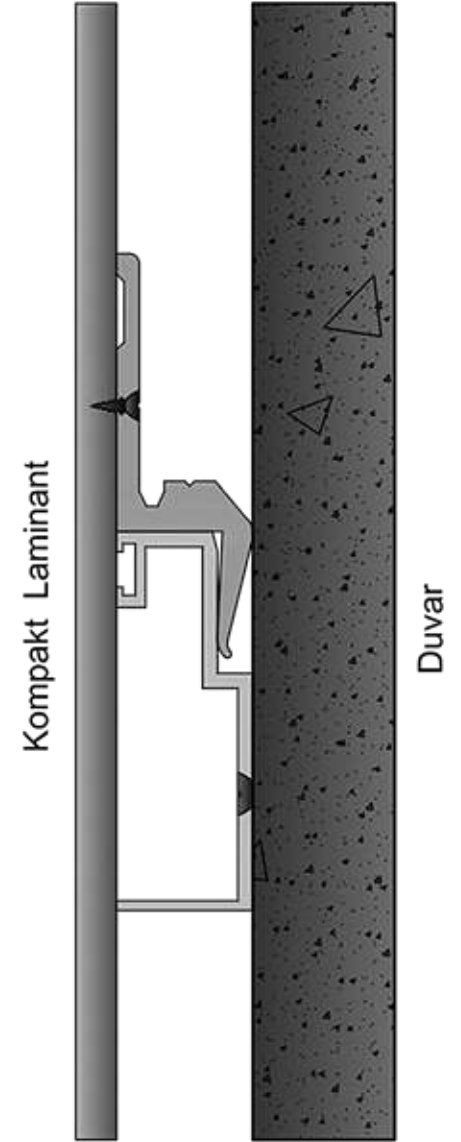
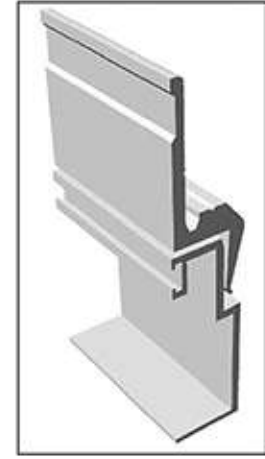
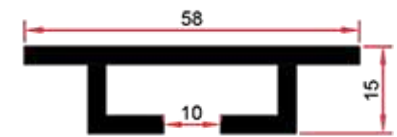


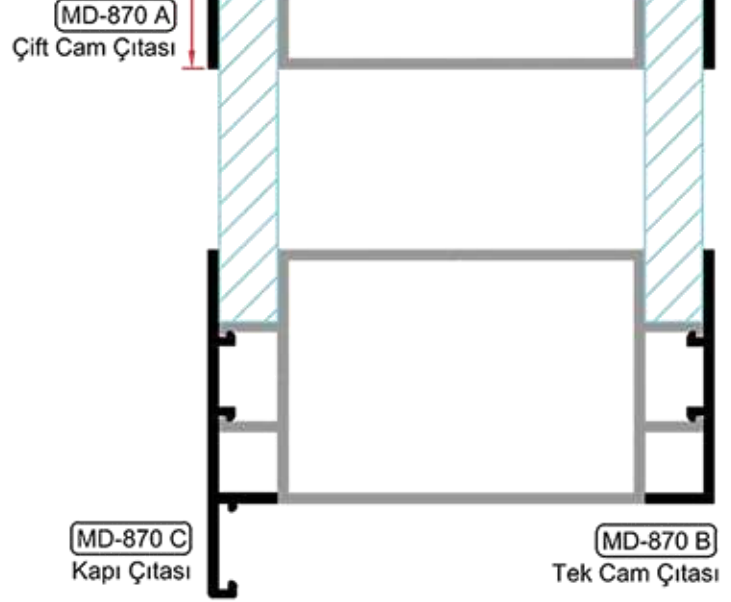
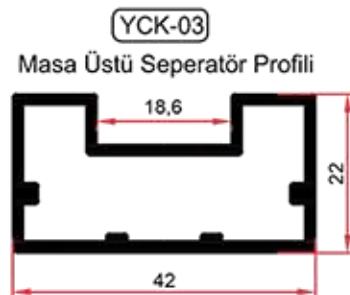
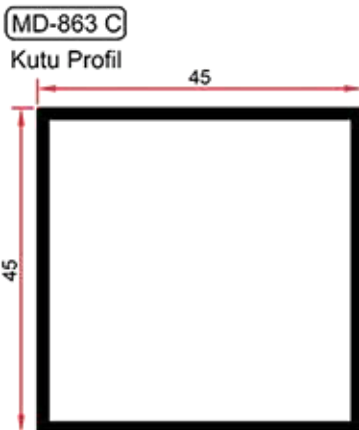
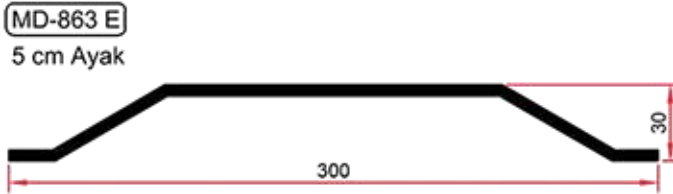
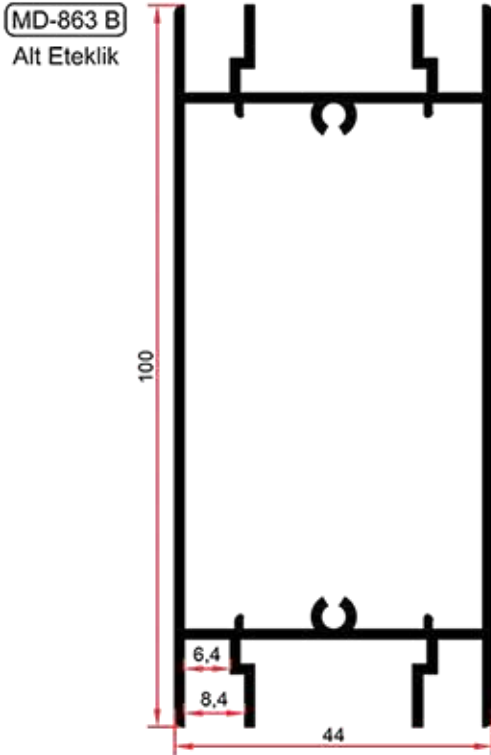
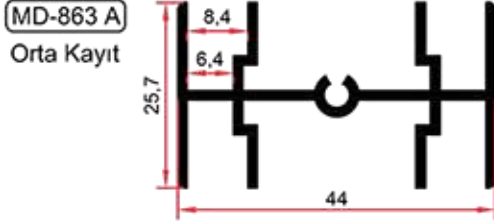
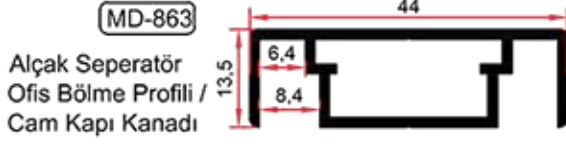
Hareketli masa profil sistemi

YKR-633

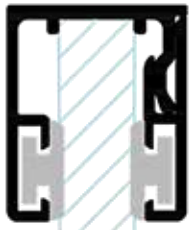
MD-805

Tavan Baffle Asma Profili
Çok amaçlı asma
sistemlerinde kullanılır





- Vitrin dekorasyonu için tasarlanmıştır.
- Cam montajı çok kolay yapılabilir. Estetiktir.
- Yatay ve dikey kayıt profillerinin görünmesinin istenmediği ofis bölmelerinde duvardan duvara cam bölme olarak uygulanabilir.
- Tek cam, çift cam, mikrojaluzili çift cam uygulanabilir.
- T ve + şeklinde bölümlendirme imkanı sağlar.
- Cam cama kanat sistemlerinde kullanılır.

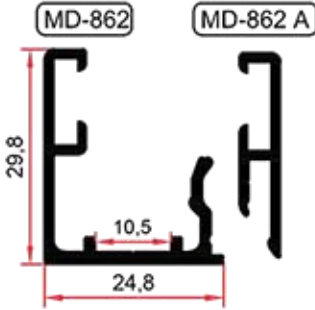


8-12 mm cam / mdf / laminant / ahşap bölme sistemlerinde kullanılır. Bu sistemde pivot menteşe kullanılır.



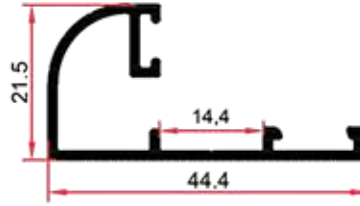
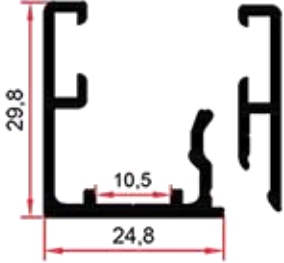
MD-819

Kapı Lambalık Profili



MD-862

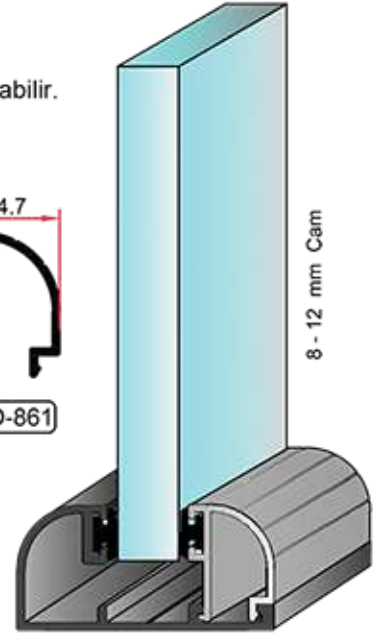
MD-862 A



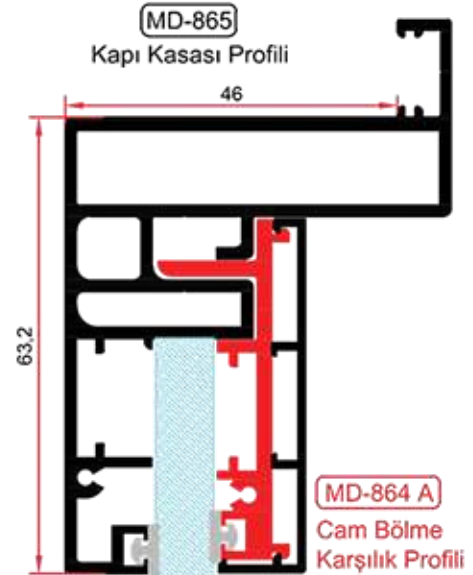
MD-860



MD-861



8 - 12 mm Cam



MD-865
Kapı Kasası Profili

63.2

46

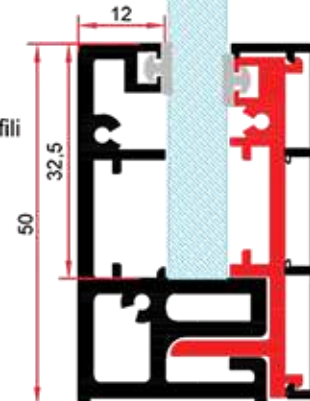
MD-864 A

Cam Bölme Karşılık Profili

8-18 mm cam / mdf / laminant / ahşap bölme sistemlerinde kullanılır

MD-864

Cam Bölme Taşıyıcı Profili



12

32.5

50

MD-864 B

Cam Bölme Çıta Profili

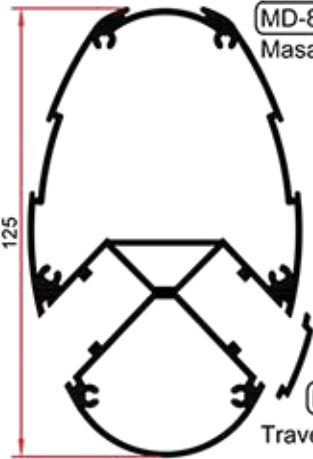
MD-864 serisi Cam Korkuluk Bazası olarak da kullanılabilir
MD-864 serie can be used as Glass Handrail System


OVAL-DEKOR ÇİZGİLİ MASA-SEHPA-BANKO AYAK TAKIMI TABLE WITH OVAL-DECORATIVE LINE TABLE-DESK LEG SET

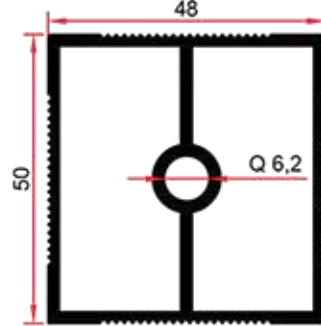
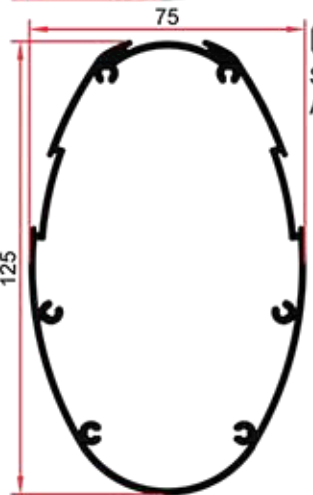
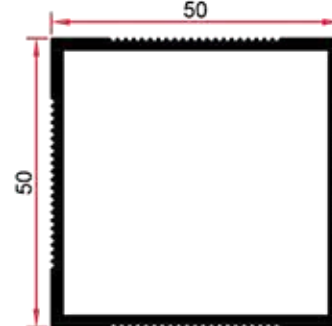
BM-001 Masa Ayak Takımı

BM-002 Sehpa Ayak Takımı

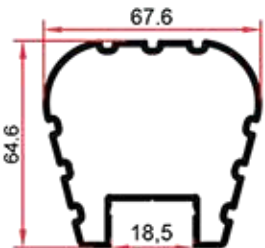
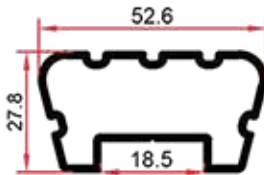
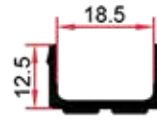

- Özel tasarım ayaklardan oluşur.
- Dekoratif uyum amacıyla istenilen renk ve desende pvc kenar bandı yerleştirilecek kanallara sahiptir.
- Montaja hazır haldedir, uygun renk pvc dekor bandı yerleştirildikten sonra monte edilir.
- Masa ayaklarında özel travers kanalları mevcuttur.


MD-897
 Masa - Banko Ayak Profili

MD-899
 Travers Kanalı Profili

MD-898
 Sehpa - Banko Ayak Profili

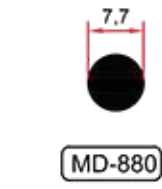
50 mm ÇİZGİLİ MASA SEHPA PROFİLLERİ

MD-895 Yatay Kayıt Profili (Çizgili)

MD-896 Masa Ayağı (Çizgili)

BMA-001 Ayarlanabilir Özel Pingo Tapa

ÇOK AMAÇLI ÇİZGİLİ MASA - ÖN AYAK PROFİLLERİ

MD-657 Ayak Prf.

MD-659 Ayak Prf.

MD-658 Kapak Prf.

MD-401 20 mm Ön Panel Dekoratif Derz Bantı

 Ayak prf. Tapası (PVC) **RNZ-101**

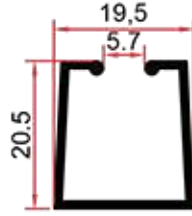
 Ayak prf. Tapası (PVC) **RNZ-103**



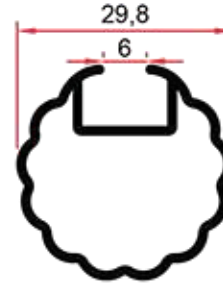
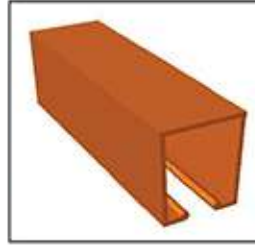
MD-880
Perde Briz Çubuđu



MD-881
6x8 Katlamalı
Perde Borusu



MD-886
Rustik Perde Rayı



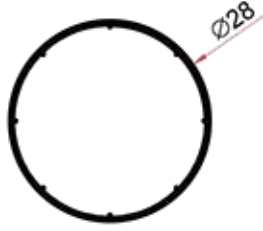
MD-887

Rustik Perde Borusu

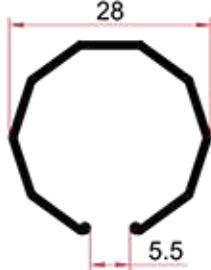
Ahşap Desenli Alüminyum Borular
Wood Grain Aluminium Curtain Pipes



Meşe - Kiraz - Akça ağaç - Ceviz - Venge
İsteđe özel renkler üretilebilir



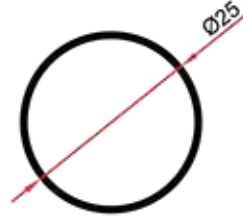
MD-888
Rustik Perde Borusu



MD-889
Rustik Perde Borusu



İşlemeli Eloksallı Boru
(sarı-siyah-gümüş)

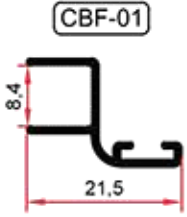


MD-890
Rustik Perde Borusu

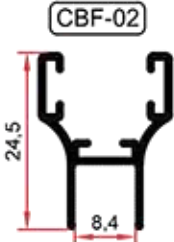


MD-884
Oto Perde Rayı

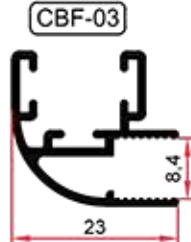
ALÜMİNYUM CAM BALKON FİTİLLERİ
Aluminium Glass Balcony Seals



CBF-01



CBF-02



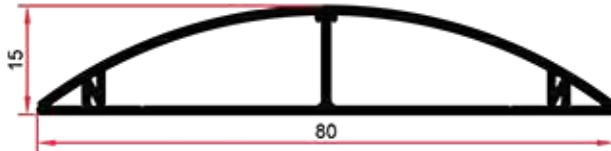
CBF-03

RF-302
7 mm Kıl Fiti

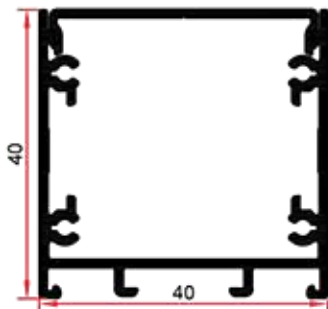


Alüminyum fitiller sararmadıđı ve daha dayanıklı olduđu için plastik fitillerin yerine tercih edilmektedir.

ALÜMİNYUM KABLO KANALI PROFİLLERİ
Aluminium Cable Channel Profiles

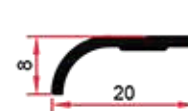


YA-098A
YA-098

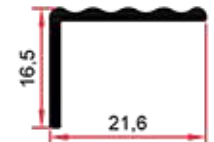


YA-213D
YA-213

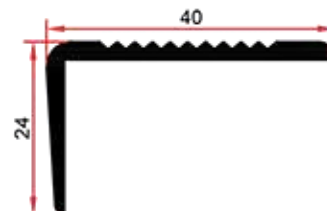
OTOMOTİV PROFİLLERİ
Auto Profiles



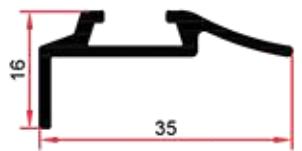
OD-01



OD-02

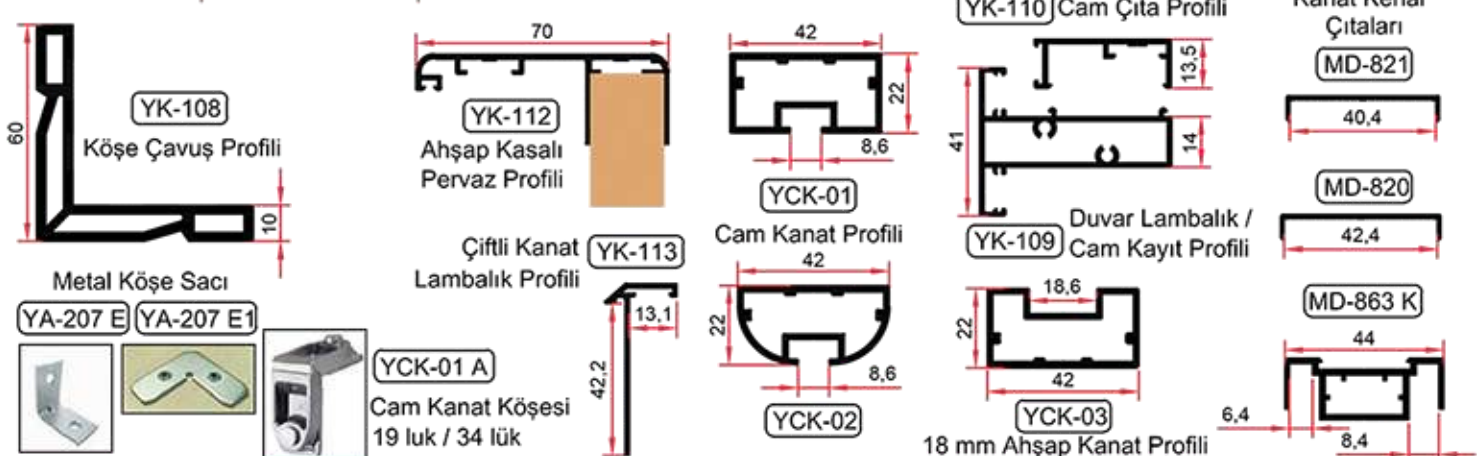
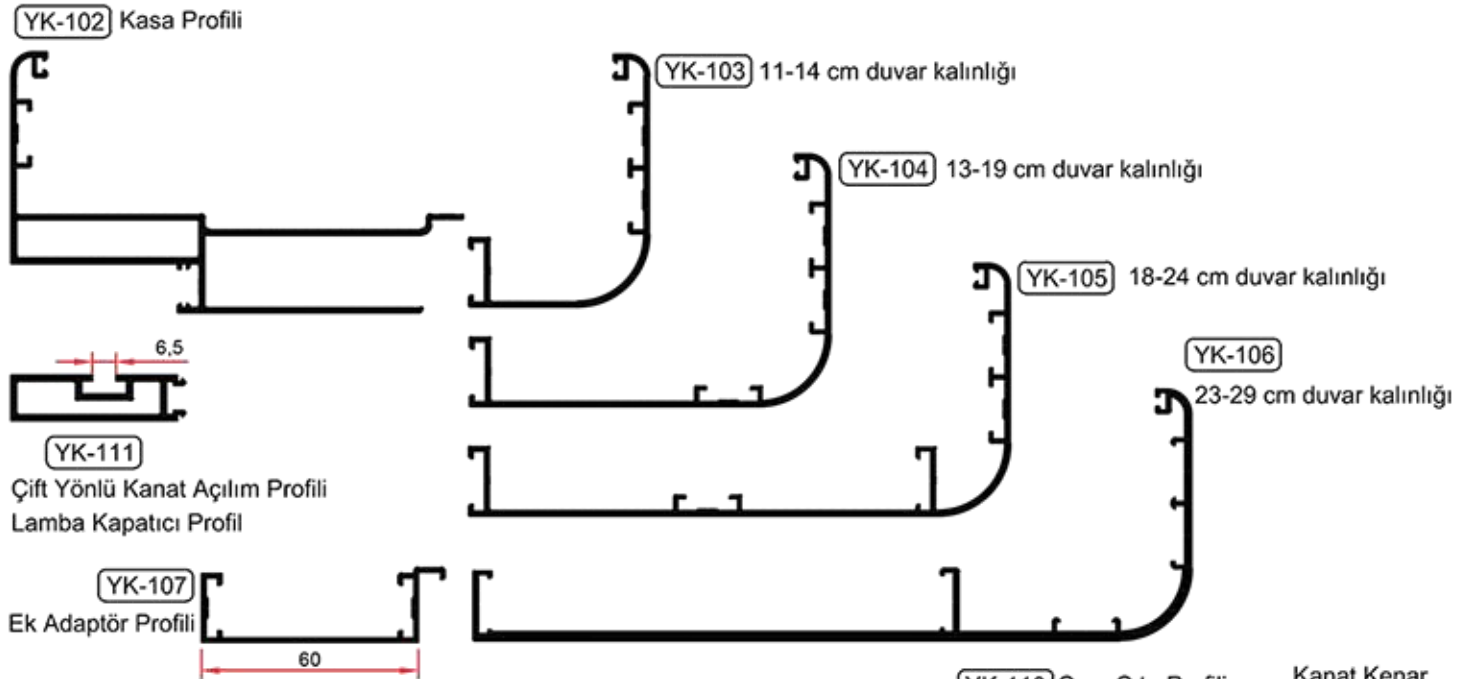
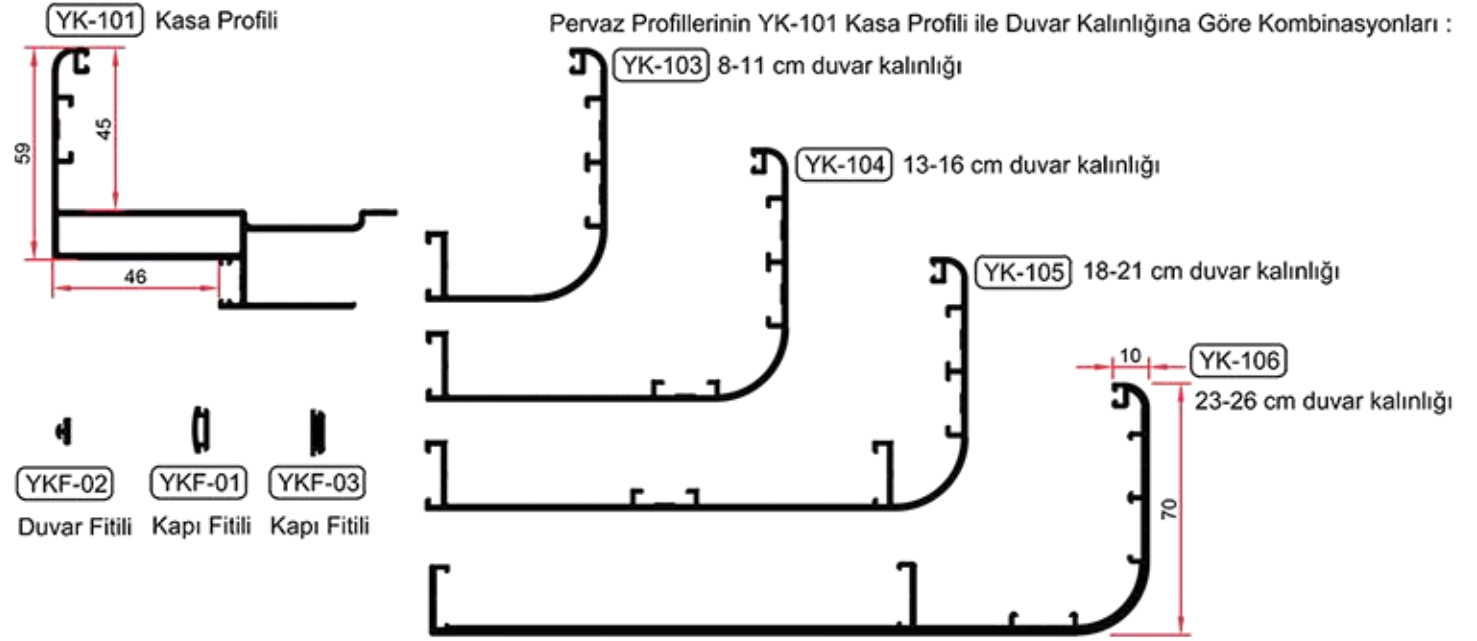


OD-03



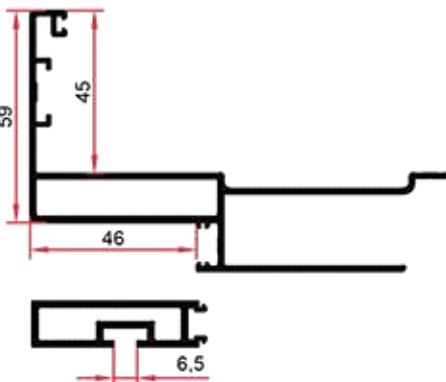
OD-04

ALÜMİNYUM AYARLI KAPI KASASI PROFİLLERİ
(ALUMINIUM ADJUSTABLE DOOR CASE PROFILES)

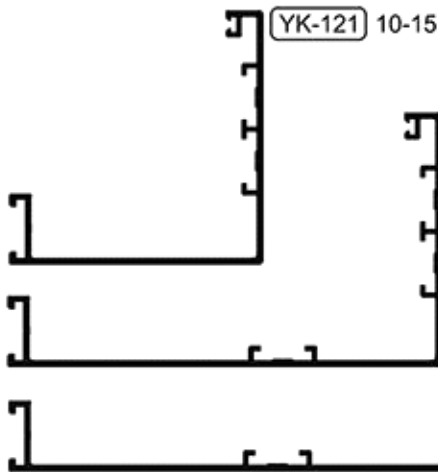


ALÜMİNYUM AYARLI KAPI KASASI PROFİLLERİ
(ALUMINIUM ADJUSTABLE DOOR CASE PROFILES)

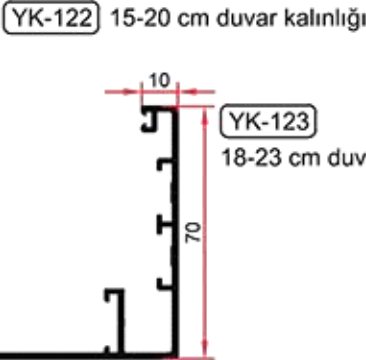
YK-120 Kasa Profili



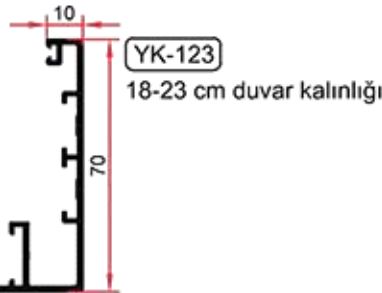
YK-121 10-15 cm duvar kalınlığı




YK-122 15-20 cm duvar kalınlığı




YK-123 18-23 cm duvar kalınlığı



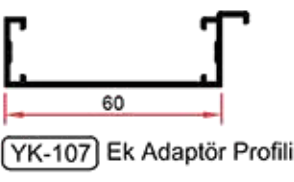
YK-111 Cam Pencere Çerçevesi



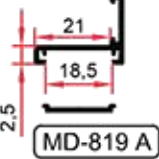
MD-822 Kanat Ortası Cam Çerçeve Çıtası




YK-107 Ek Adaptör Profili




MD-819 18 mm Ahşap Kanat / Duvar Lambalık Profili



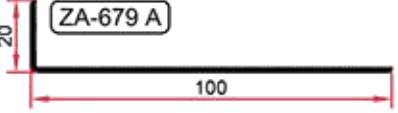
Kanat Süs T Çıtalrı




Alüminyum Yönsüz Menteşe **YKM-01**




ZA-679 A Kapı Tekmelik - Çarpmalık Profilleri




ZA-679 B




ZA-679 C




ZA-690 L




ZA-690




ZA-691 L




ZA-691




YKK-02 Alüminyum Kapı Kolu




YHK-01 Hoppe Cam Kapı Kolu




YKM-02




Kapı Menfezi İstenilen ölçüye göre yapılır



YK-GM01 Manyetik Kilit

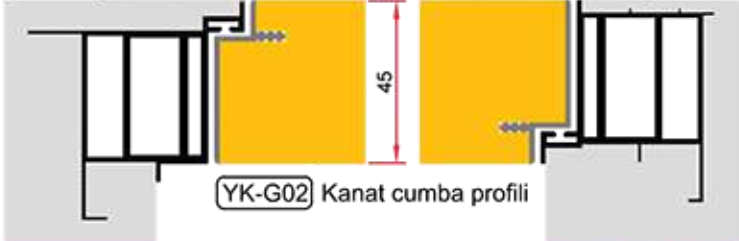


YK-GM01 Gizli Menteşe

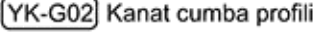


PERVAZSIZ GİZLİ KAPI KASASI

YK-G01 İçeri açılır kapı kasası **YK-G03** Dışarı açılır kapı kasası

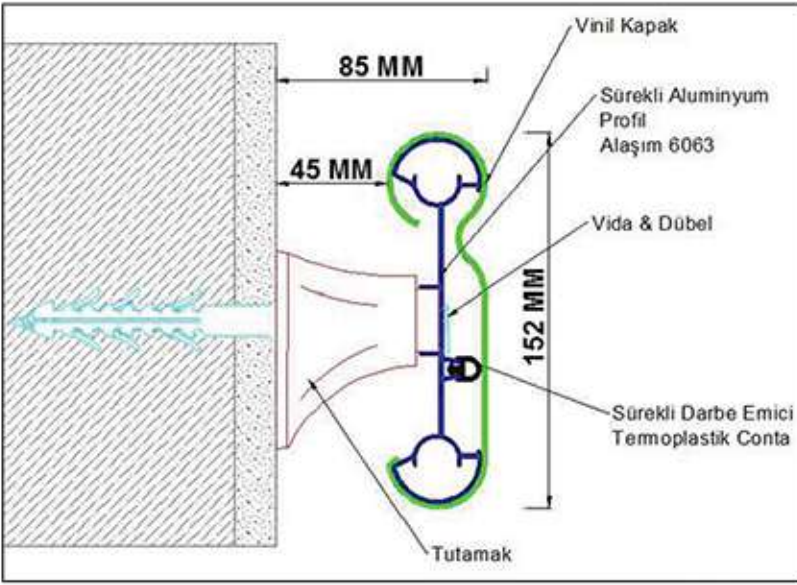


YK-G02 Kanat cumba profili

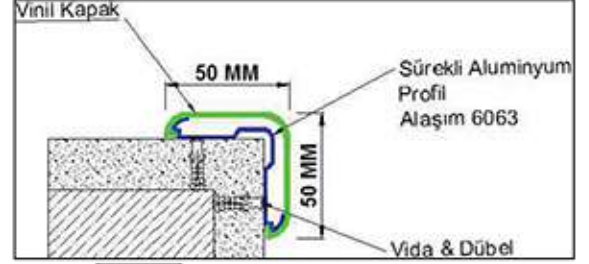


ALÜMİNYUM DUVAR KORUMA SEDYE BANDI SİSTEMLERİ
 (ALUMINIUM WALL PROTECTION STRETCHER IMPACT SYSTEMS)

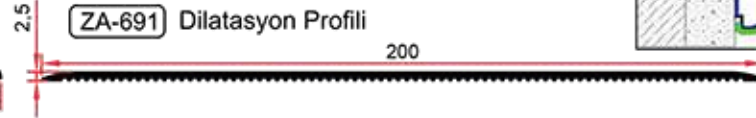
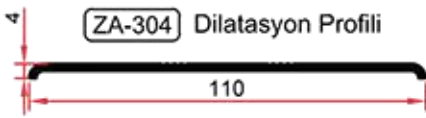
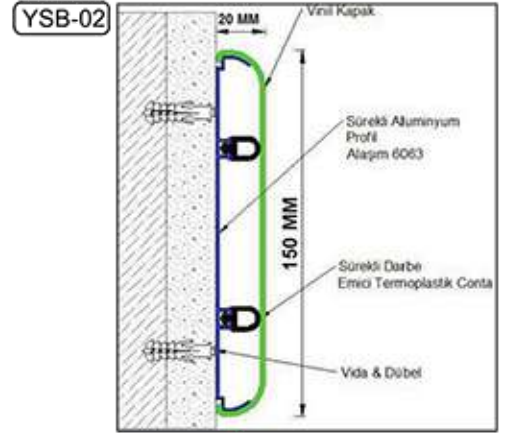
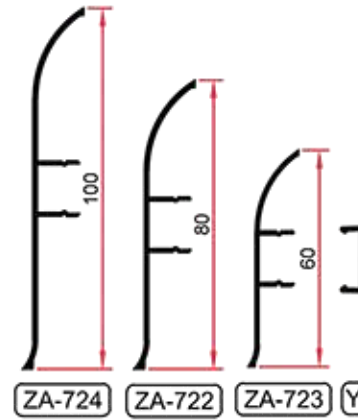
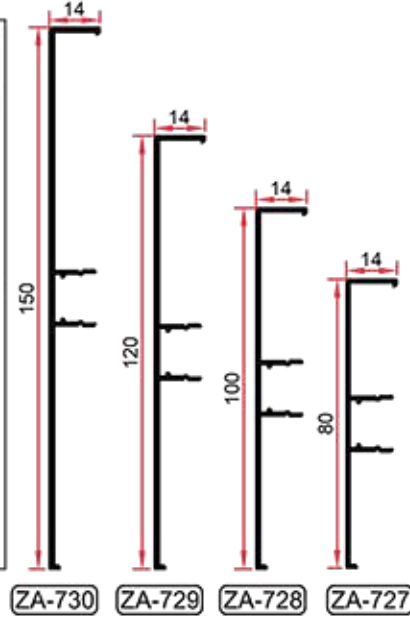
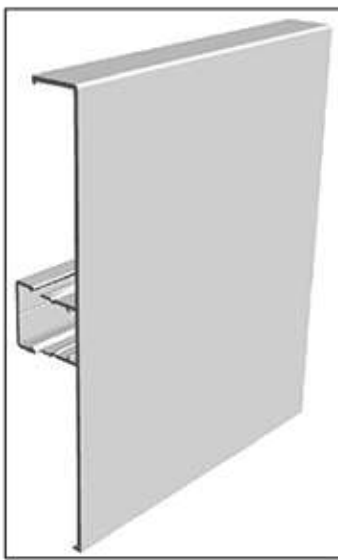
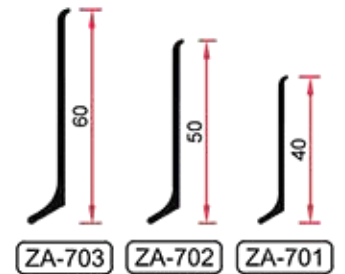
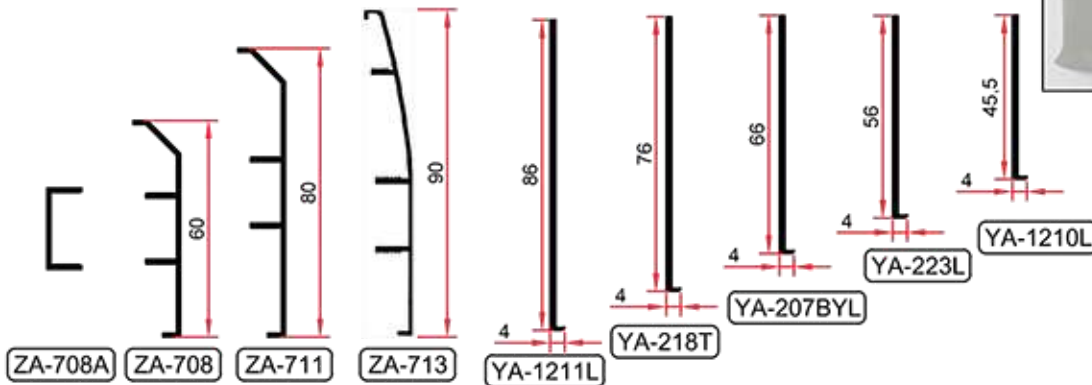
YSB-01

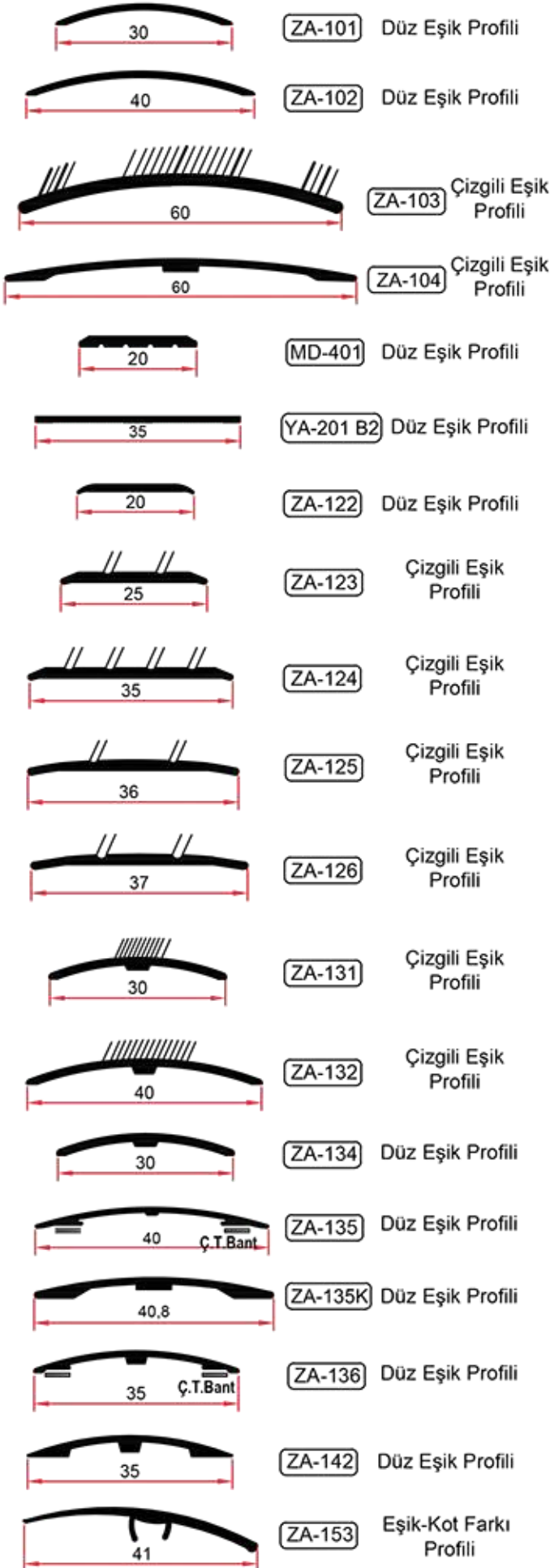


YSB-03



YSB-02


ALÜMİNYUM SÜPÜRGELİK PROFİLLERİ (ALUMINIUM SKIRT PROFILES)

 Süpürgelik Plastik
 İç / Dış Köşe Dönüş
 Sağ / Sol Bitim




MD-273 Derz Eşik Kapama Profili

MD-278 Derz Eşik Kapama Profili

MD-402 Derz Eşik Kapama Profili

MD-403 Derz Eşik Kapama Profili

MD-403 C Derz Eşik Kapama Profili

MD-404 Derz Eşik Kapama Profili

MD-405 Derz Eşik Kapama Profili

MD-406 Derz Eşik Kapama Profili

MD-407 Derz Eşik Kapama Profili

MD-408 Derz Eşik Kapama Profili

MD-409 Derz Eşik Kapama Profili

MD-410 Derz Eşik Kapama Profili

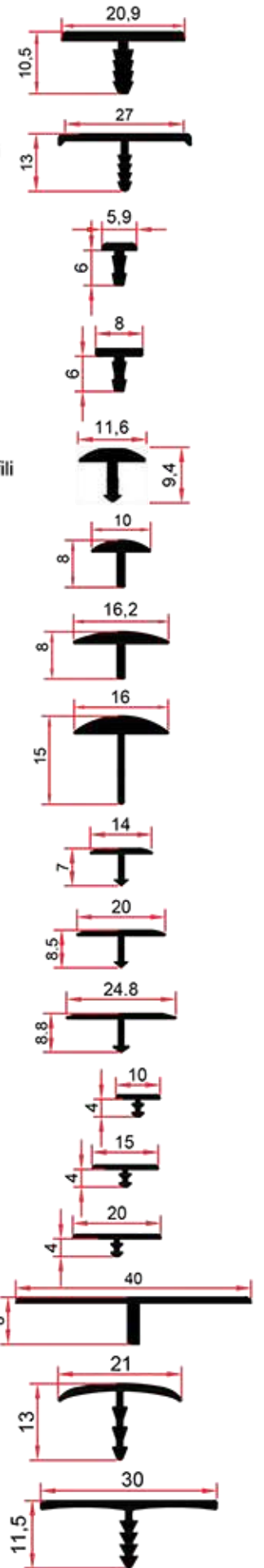
MD-411 Derz Eşik Kapama Profili

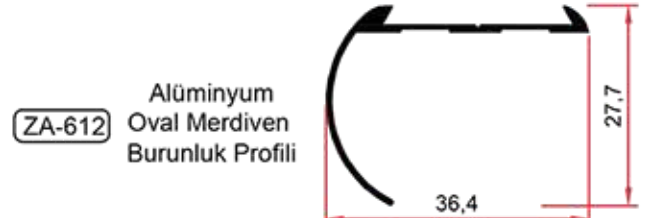
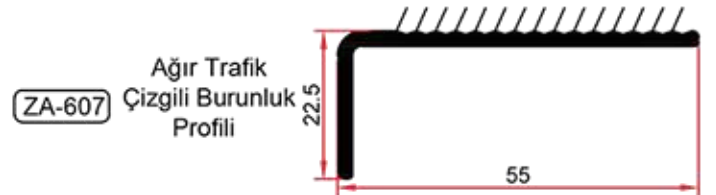
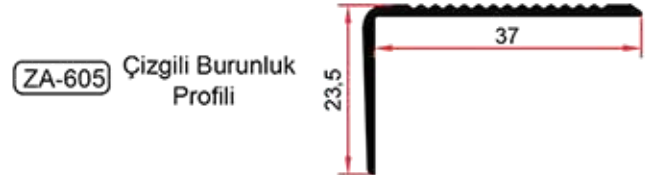
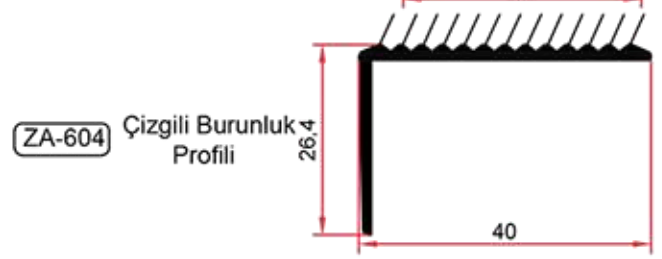
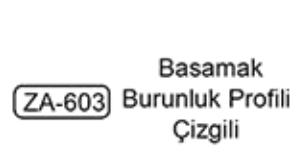
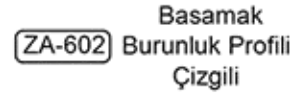
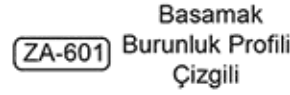
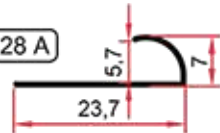
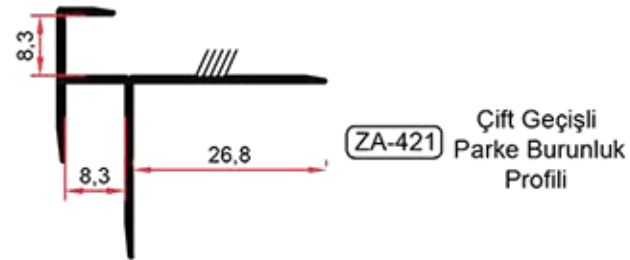
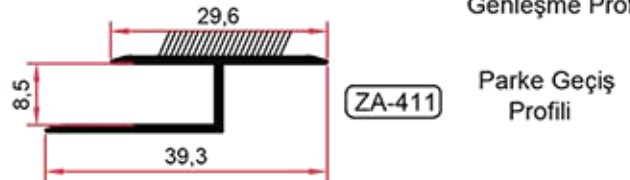

MD-412 Derz Eşik Kapama Profili

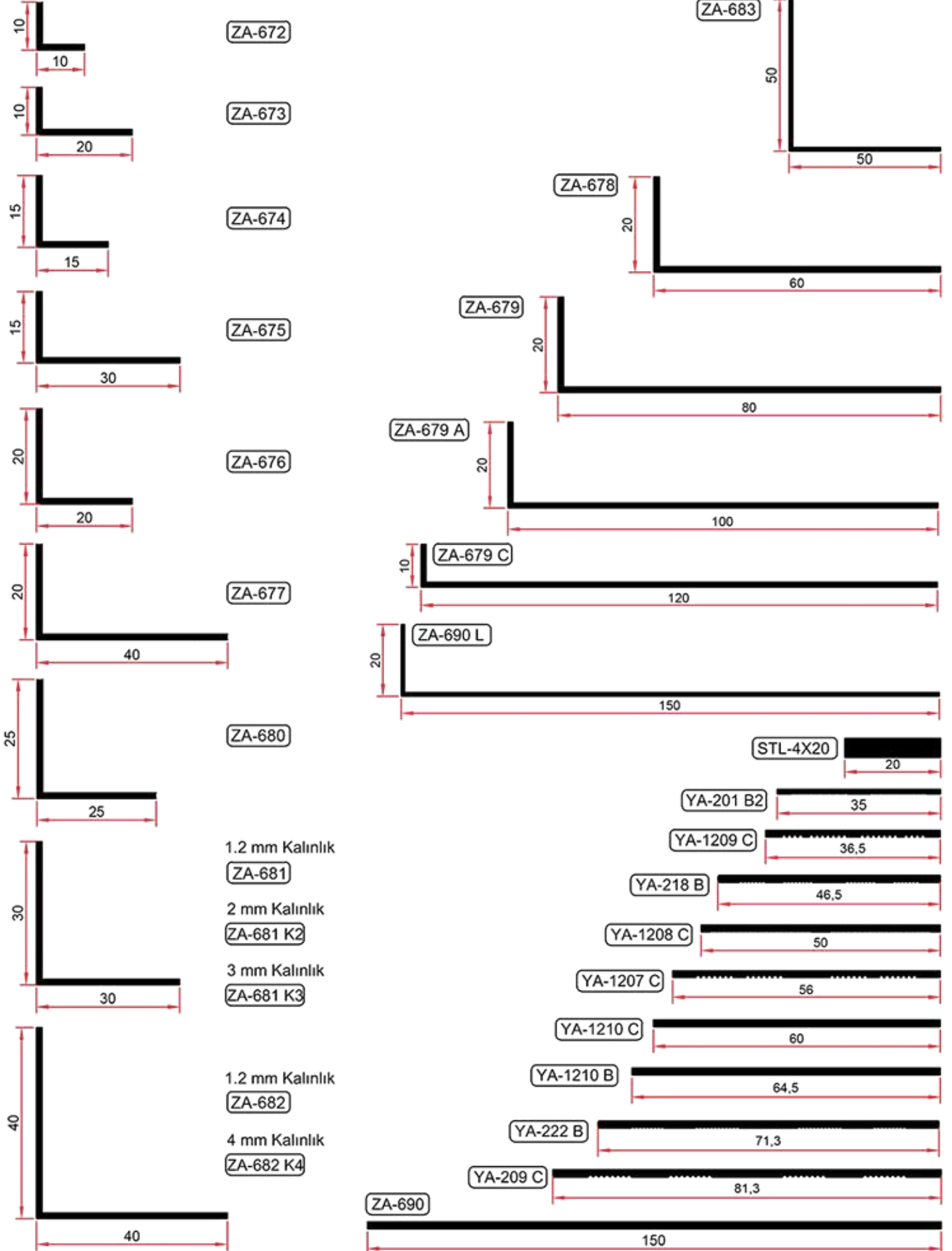
ZA-216 Derz Eşik Kapama Profili

ZA-213 Derz Eşik Kapama Profili

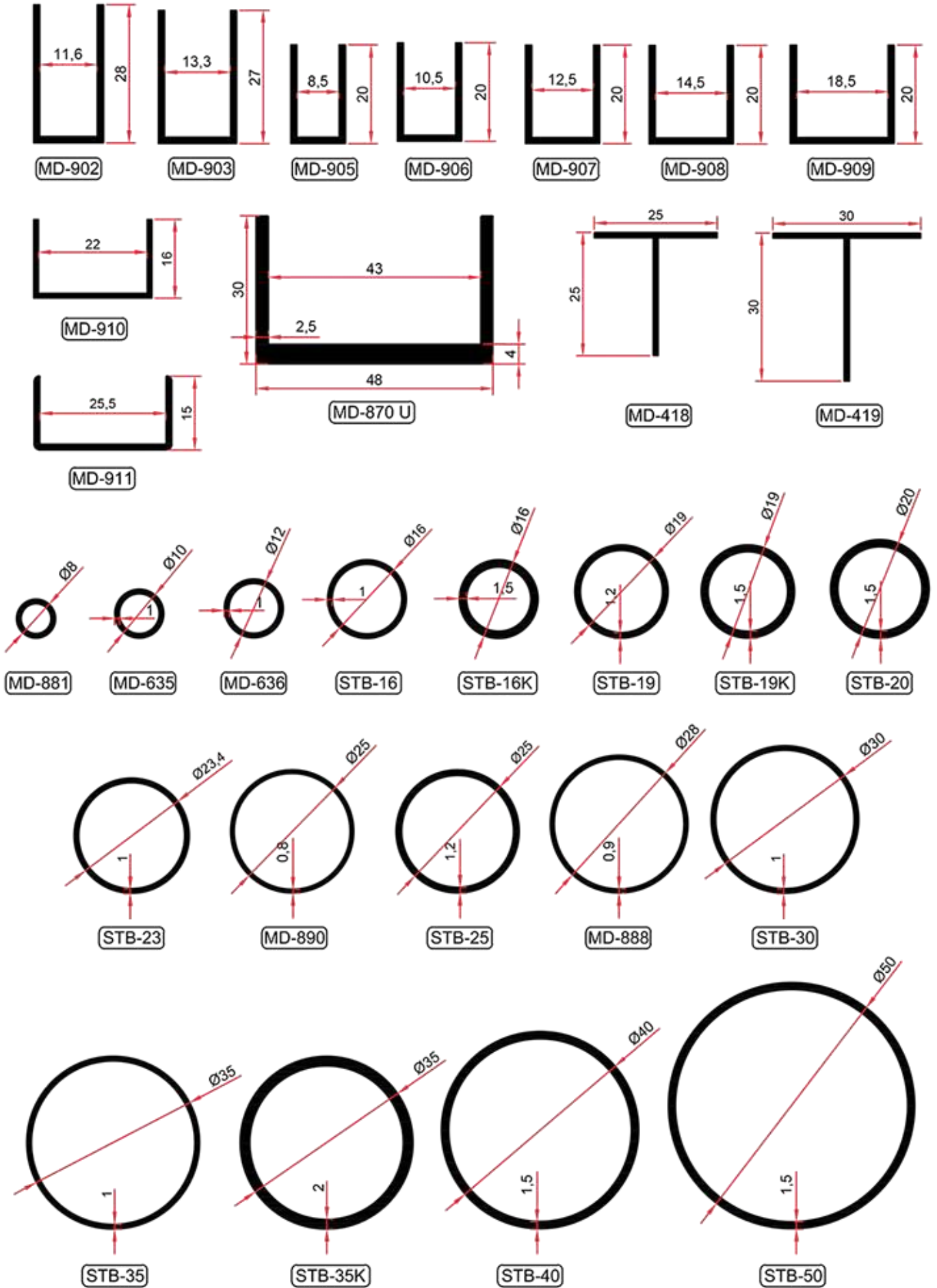
ZA-215 Derz Eşik Kapama Profili



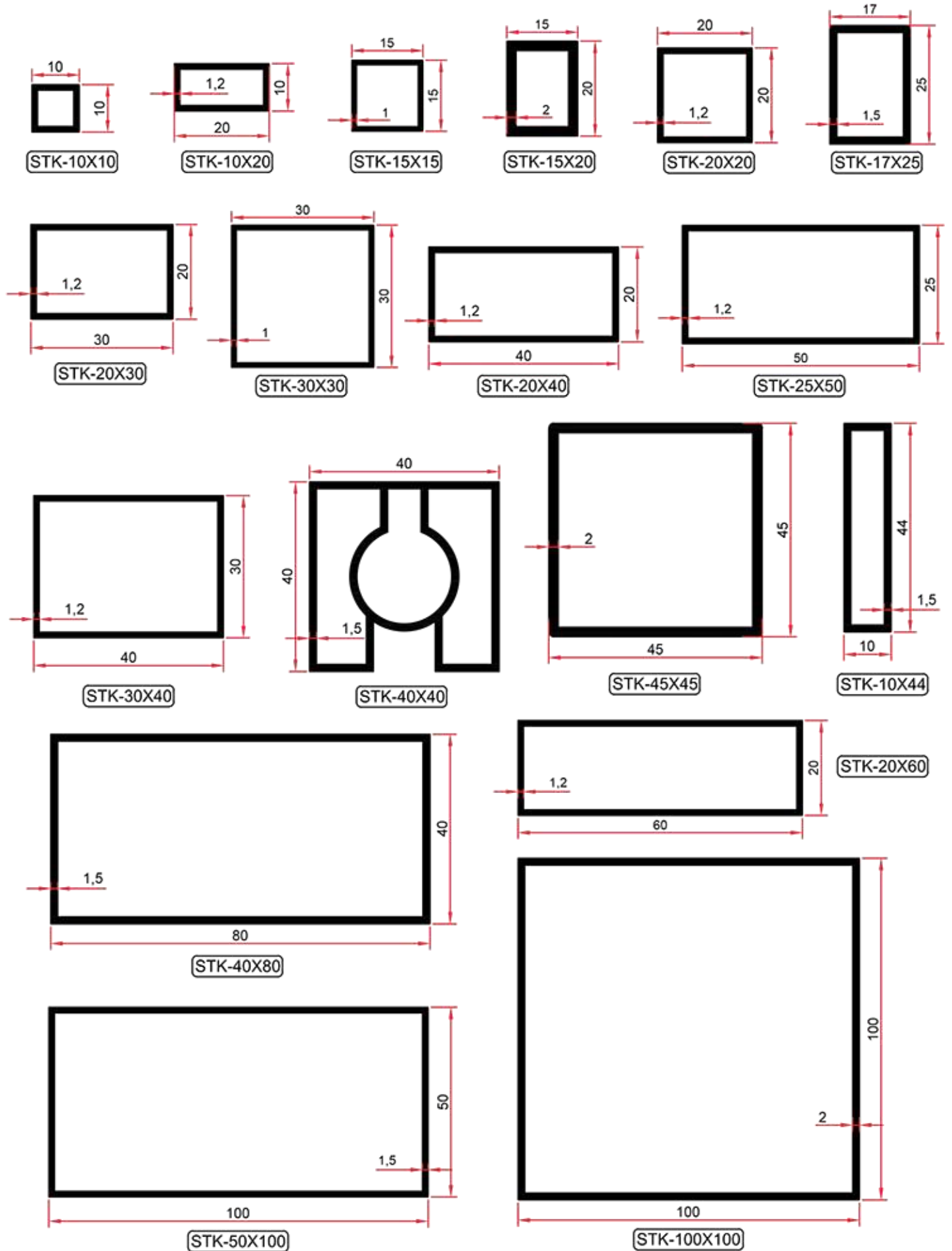




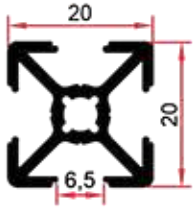
Katalogta olmayan modeller için bilgi alınız.



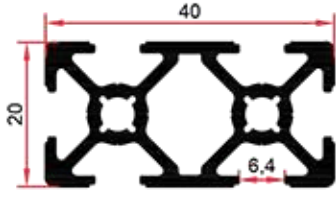
Katalogta olmayan modeller için bilgi alınız.



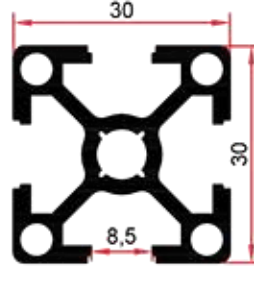
Katalogda olmayan modeller için bilgi alınız.



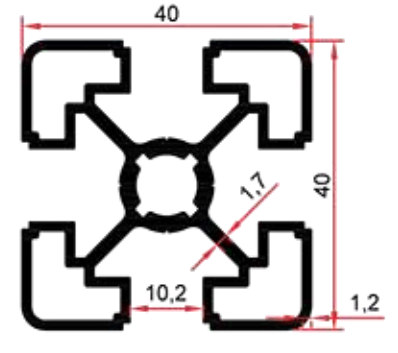
YSG-20X20



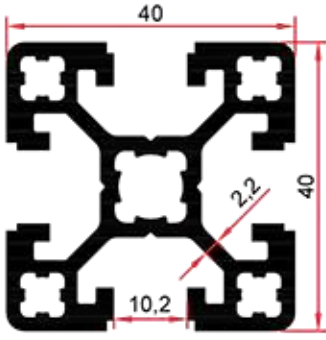
YSG-20X40



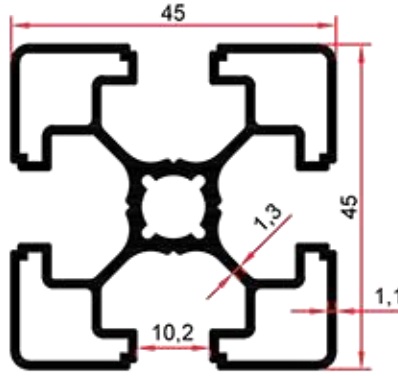
YSG-30X30



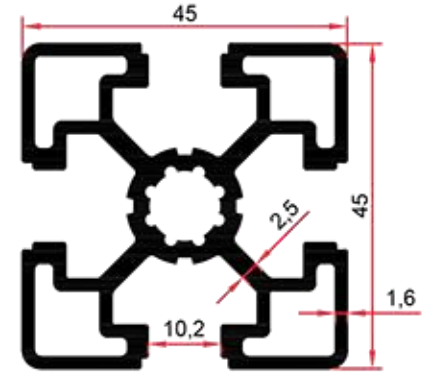
YSG-40X40 L



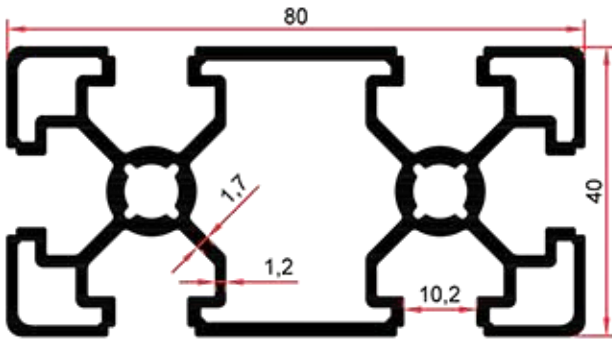
YSG-40X40



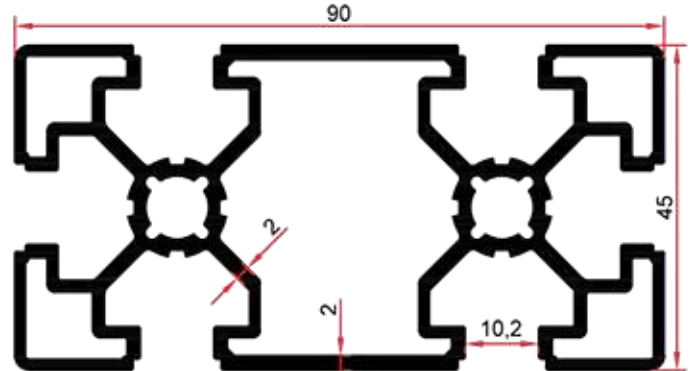
YSG-45X45 L



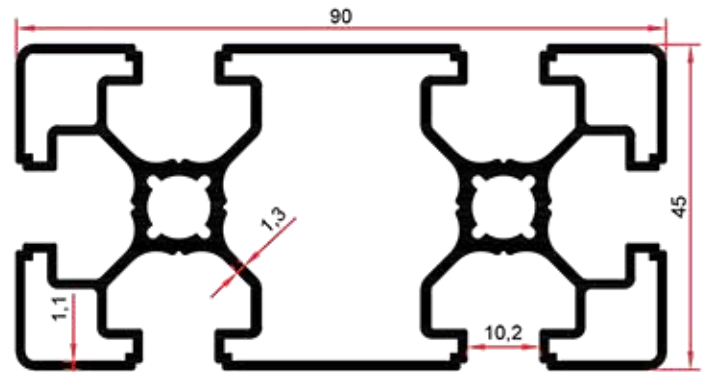
YSG-45X45



YSG-40X80



YSG-45X90

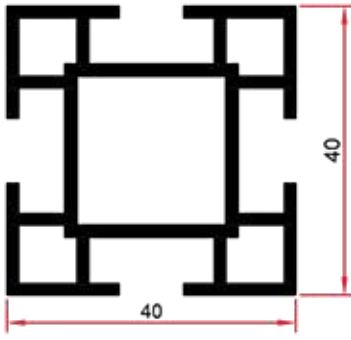


YSG-45X90 L

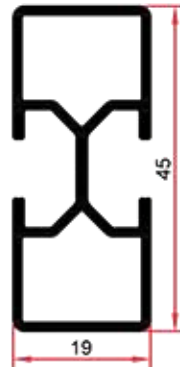
Sigma aksesuarları için bilgi alınız.
Katalogta olmayan modeller için bilgi alınız.

TAŞIYICI DİKME PROFİLLERİ

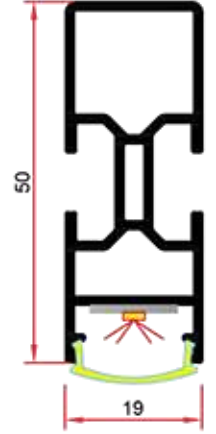
MD-732



MD-730

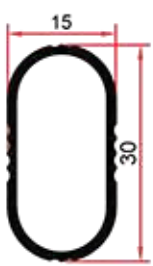


MD-731



ASKI PROFİLLERİ

MD-631

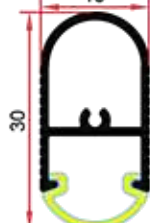


Oval Askı Flanşı

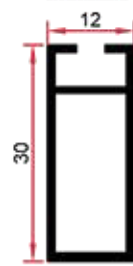


YA-033

Ledli Askı Borusu



MD-632



Dikdörtgen Askı Flanşı

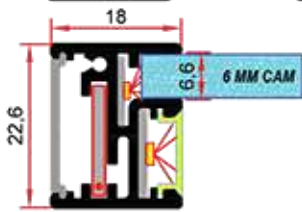


Pilli Askı Borusu

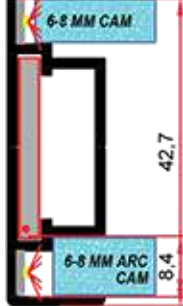


LEDLİ RAF PROFİLLERİ

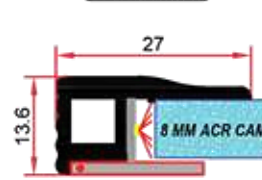
YA-029



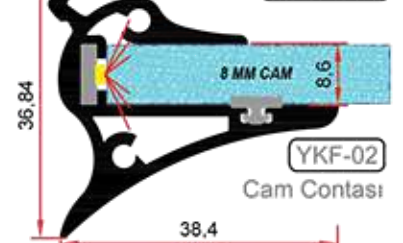
MD-863



YD-006



MD-746 A

YKF-02
Cam Contası

MD-746 Dalgalı Raf Profili ile kullanılır



Raf Destek Aparatı



Zemin / Tavan Bağlantı Aparatları



Köşe Bağlantı



PLASTİK AYNALI KENDİNDEN YAPIŞKANLI DEKORATİF ÜRÜNLER

İNCE PÇ SERİSİ



KALIN PÇ SERİSİ



Duvar da veya mobilyanın üzerinde ;
çerçeve vb. şekiller yapılabilir.
Farklı şekilli çıtalar stokta mevcuttur.

DESEN PÇ SERİSİ



Desenli Bantlar stokta mevcuttur.
İsteğe özel desenler üretilebilir.



Parlak Rose Bronz - Parlak Gümüş Krom - Parlak Altın Sarı

İstenilen ölçülerde şerit genişlikleri üretilir

1220x2440x1 mm ölçülerinde Levha olarak da stokta mevcuttur.



GENİŞLETİLMİŞ LEVHALAR




Cins	Göz Aralığı (mm)	Kalınlık (mm)	Dilim Genişliği (mm)	En-Boy (mm)	Ağırlık (kg/m ²)	Boşluk O.
Alüminyum	3x6mm	0,5 mm	0,70 mm	1200x3000mm	0,700kg/m ²	%48
Alüminyum	8X15mm	0,7mm	1,76mm	1200x200mm	0,841kg/m ²	%56


Yukardaki ölçüler stokta vardır. Talep edilen ölçülerde üretim yapılabilir.

ALÜMİNYUM LEVHA

GOFRAJLI RULO



Kalınlık 1-3 mm arası levhalar stokta bulunmaktadır.



0,30 mm (Kalınlık) , 1200 mm (En) stokta var.
0,40 mm (Kalınlık) , 1000 mm (En) stokta var.
Talep edilen ölçülerde üretim yapılabilir.

ALÜMİNYUM PROFİLDE ÇÖZÜMÜN ADRESİ



Adres: Koçak Caddesi No: 71 Siteler Altındağ Ankara Türkiye
Tel: +90 312 351 15 15 Whatsapp: +90 554 497 30 32
Web: www.yagcioglu.com.tr Mail: yagcioglualuminyum@gmail.com